

BUDGET 2023

HIGHLIGHTS



Each year, our Council develops a budget that funds strategic initiatives and capital projects that sustain Township services and service levels. The 2023 budget outlines investments in Capital Planning and Infrastructure, including road maintenance, water and wastewater upgrades and playground development.

On January 30, 2023, Council decided to implement a **3.50%** increase on the municipal portion of the 2023 tax rate. The combined rate, which includes municipal, county and school tax rates, will be posted at a later date when those rates have been finalized.

This document outlines the budgeting process and the challenges of balancing the budget. It will outline expenses, capital and operating, and sources of income to cover all anticipated expenditures.

REVENUE

Municipalities use a variety of revenue sources to pay for a wide range of services that residents and businesses depend on and use regularly. The major revenue sources that are typically used to pay for day-to-day services include:

- Property Taxes
- Utility User Fees
- Other User Fees (Recreation, L.C.P.W.C. levy)
- Permits and Licensing Fees (i.e building permits, business licenses)

Municipalities also have access to other forms of funding:

- Grants from Provincial and Federal governments
- Reserve Funds (funds saved up over time for large projects)



PROPERTY TAXES

Property tax revenue represents approximately 48% of revenue in 2022 and 41% of revenue in 2023. Budget and tax rate information related to the County of Simcoe and the related School Boards are not included in the municipal budget as they have no impact on the municipal tax rate. It is the responsibility of the Township of Ramara to collect taxes on behalf of the County and School Boards. The combined rate, which includes municipal, county and school tax rates, will be posted at a later date when those rates have been finalized.

The total raised by taxes in **2023** will be
\$14,276,000
compared to
\$13,545,372 in 2022.

RAMARA'S PORTION OF TOTAL TAX BILL

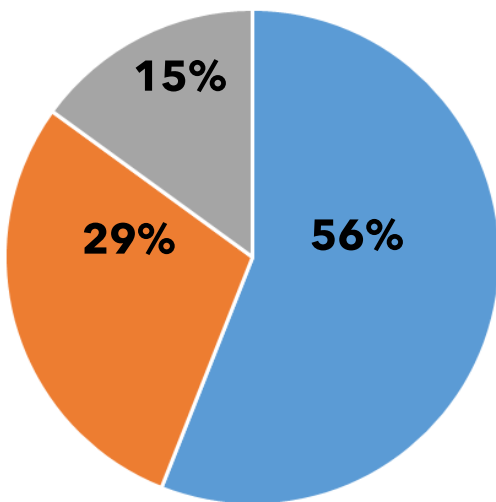
2023 TAX IMPACT AT 3.50%

\$19.18

PER \$100,000
ASSESSMENT
VALUE

How Are Property Tax Dollars Used?

In 2023, the Township of Ramara retains about **\$0.56** for every dollar of property taxes we collect from residents. The rest of your taxes are sent to your school board and the County of Simcoe to fund regional services such as public health, garbage collection, social services, paramedical services and more.



Township of Ramara

County of Simcoe

- Waste and Recycling Collection
- Regional Roads and Transportation
- Social Services
- And more...

Education (School Boards)



DID YOU KNOW

Property taxes are calculated using the assessed value of your property and multiplying it by the combined tax rate (municipal, county and school board)

EXPENSES

Municipalities are service based organizations and provide a wide variety of services. The challenge is striving to meet the needs of as many of our residents as possible in a fiscally responsible way. The Township of Ramara is responsible for the following services:

- Administration
- Fire and Rescue Services
- Parks and Recreation
- Roads
- Streetlights and Sidewalks
- Water and Sewer

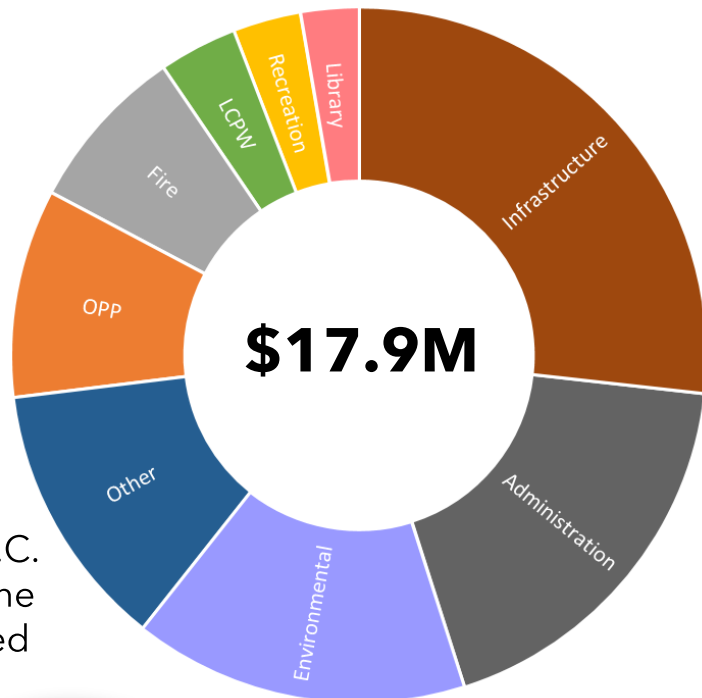
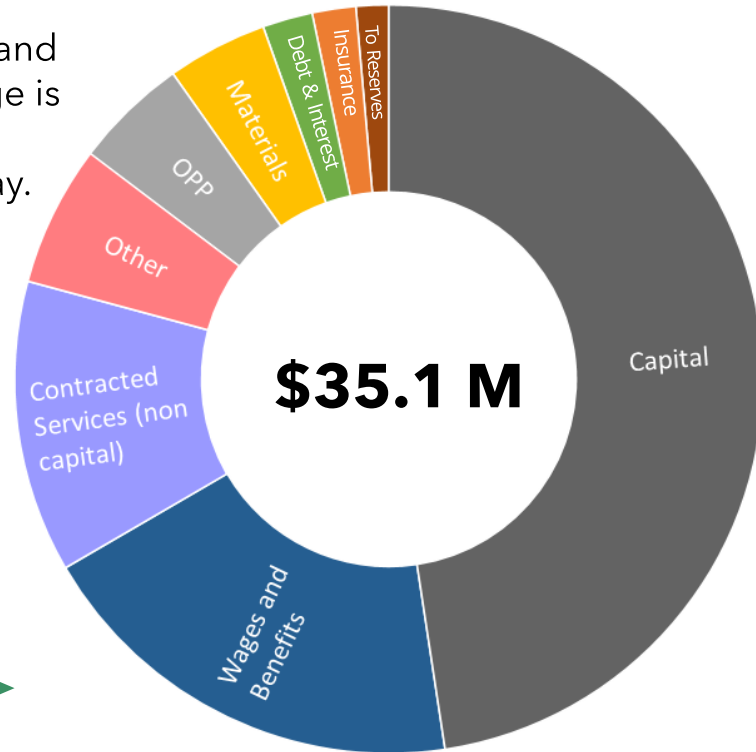
2023 OPERATING EXPENSES

The 2023 Operating Budget is \$17.9M and includes costs to perform routine operations and deliver Council's approved service levels. The money is allocated to the following service areas:

- Roads - 27%
- Administration - 18%
- Environmental - 15%
- Other - 12%
- OPP - 10%
- Fire - 8%
- L.C.P.W.C. - 4%
- Library - 3%
- Recreation - 3%

Expenditures are higher than what is collected through property taxes. Other projected revenues, such as investment income, grant funding, L.C.P.W.C. levy, and more, make up the difference to determine what is required in property tax to create a balanced budget.

BY TYPES OF SPENDING

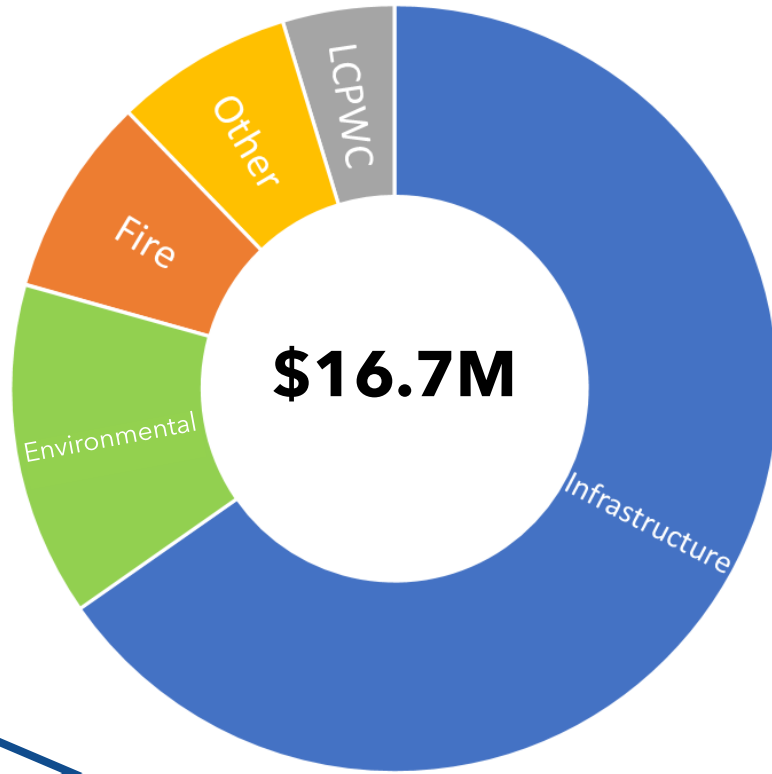


Projected Expenses - **Projected Revenue** = **Property Taxes Required**

CAPITAL BUDGET HIGHLIGHTS

The 2023 Capital Budget is \$16.7M. A Capital Budget provides a forecast to fund the assets that support the delivery of services to the community. The Capital Budget is allocated to the following service areas:

- Roads - 65%
- Water/Wastewater (Enviro) - 14%
- Fire - 8%
- Other - 8%
- L.C.P.W.C. - 5%



2023 CAPITAL PROJECTS

Infrastructure - Roads - \$10.9M

Projects include the reconstruction of Ramara Road 47 (7.5M), the reconstruction of roads, replacement of vehicles and equipment, installation playgrounds at Bluebird Park and Lagoon City Beach and Park, installation of an outdoor sports court, required bridge assessments and more.

Infrastructure - Water/Waste Water - \$2.35M

Please be advised that Water and Wastewater projects are financed through utility user fees. Capital Projects include Water Tower upgrades, Sewage Pumping Station upgrades and refurbishments, Inflow and Infiltration (I&I) Reduction Program, Water Treatment Plant upgrades, Wastewater Treatment Plant upgrades, and more.

Fire - \$1.41M

Projects include a new Fire Vehicles and Equipment, Fire Breathing Apparatus', and more.

Other Capital Projects - \$1.2M

Other Capital projects primarily include the development of the Community Improvement Plan, construction of the Industrial Park Road, update to the Secondary and Official Plans and building renovations at the Ramara Centre.