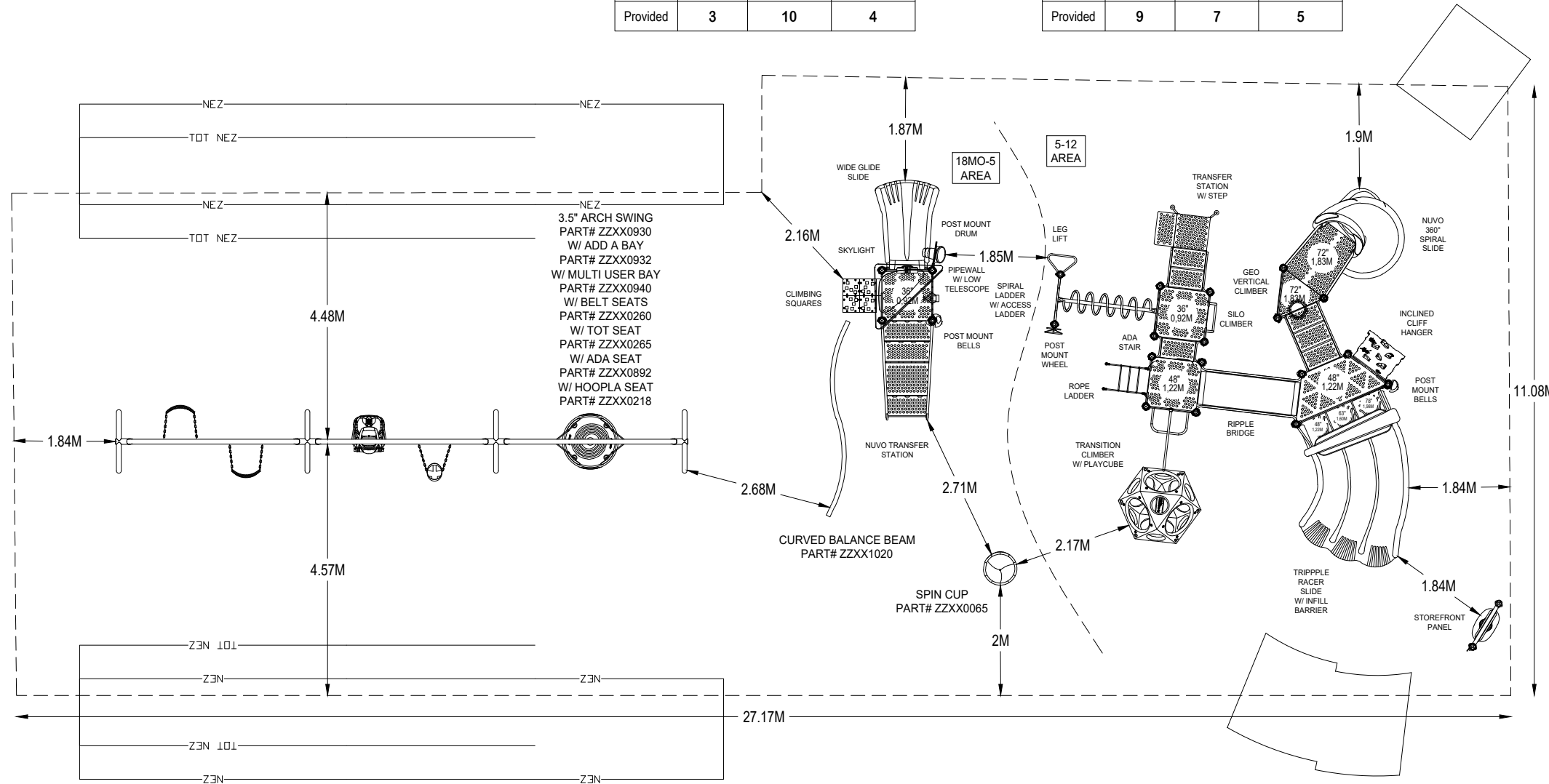


# LAGOON CITY BEACH AND PARK

ADA SCHEDULE	Total Elevated Play Activities: 3		
	Total Ground-Level Play Activities: 10		
	Accessible Elevated Activities	Accessible Ground-Level Activities	Accessible Ground-Level Play Types
Required	2	1	1
Provided	3	10	4

ADA SCHEDULE	Total Elevated Play Activities: 9		
	Total Ground-Level Play Activities: 7		
	Accessible Elevated Activities	Accessible Ground-Level Activities	Accessible Ground-Level Play Types
Required	5	3	3
Provided	9	7	5




EQUIPMENT SIZE:  
**SEE DWG**

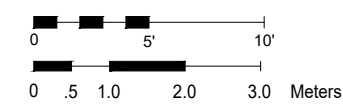
USE ZONE:  
**11.08M x 27.17M**

AREA: **276.4 SqM**      PERIMETER: **76.8 M**

FALL HEIGHT:  
**2,44M**

USER CAPACITY: **71**      AGE GROUP: **18mo-12**

✓ CSA Z614-20 



\*PLAYGROUND SUPERVISION REQUIRED

PROJECT NO: <b>23-11012A</b>	SCALE: <b>1:100</b>
DRAWN BY:	Paper Size <b>B</b>
DATE: <b>08-MAR-2023</b>	