



2020 BUDGET

PRESENTED: NOVEMBER 18, 2019

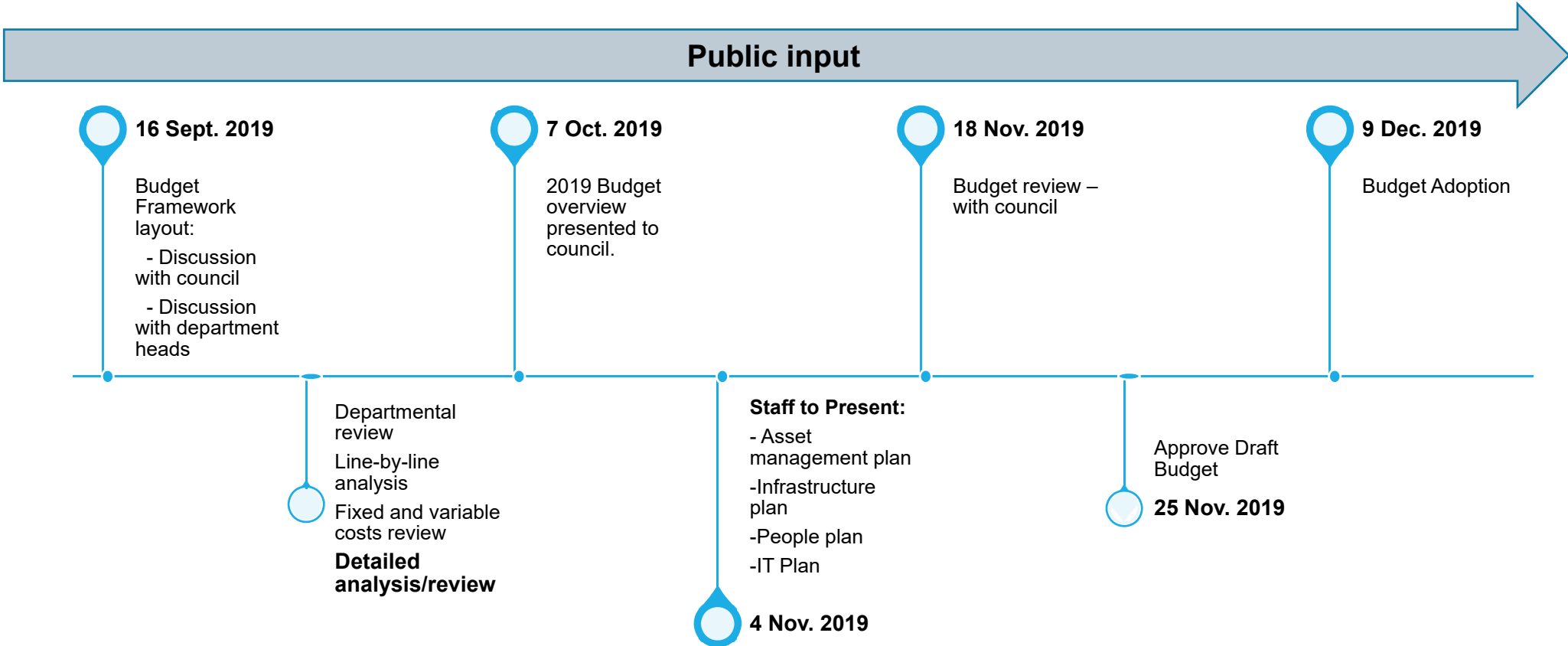
TO BE APPROVED ON: DECEMBER 9, 2019

Table of Contents

Changes after initial meeting	3
Timeline	4
Budget highlights	5
Tax Increases VS Reserve Balances	7
Surplus and Reserve	8
2020 Operating Expense Breakdown	9
Salaries and Wages by Department	11
Contracted Services by Department	12
Salary Trend	13
2020 Capital Cost Breakdown(By Dept.)	14
Other Capital project highlights	15
Budget Summary	16
Grant Requests	18
Council Budget	19
Administration Budget	20
Fire Budget	21
Building Budget	22
Planning Budget	23
Economic Development Budget	24
Roads Budget	25
Recreation Budget	30
By-Law Budget	31
Environmental Budget	32
Community Policing	35
Medical Centre	36
LCPW	37
Community Centres	39
Library	44

Changes made after initial meeting

- Fire reserve transfer increased to \$900K
- Decision to purchase fire vehicle to be made in 2020
- Increase works revenue by \$150K (revenue from quarry)
- Decrease library grant by \$32,500 and increase reserve transfer to Library for \$32,500
- Increase works to include pickups and tractor/ brusher at \$220,000
- Increase works to include Lake Avenue at \$29,000
- Increase transfer from DC's by \$150,000 to cover new tractor/brusher
- Increase admin reserve transfers by \$250,000 to a total of \$550,000
- Net reserve transfers were 300k(@2% tax increase),net reserve transfers are now 1.1M (@ 3% tax increase)



Ramara Budget Timeline

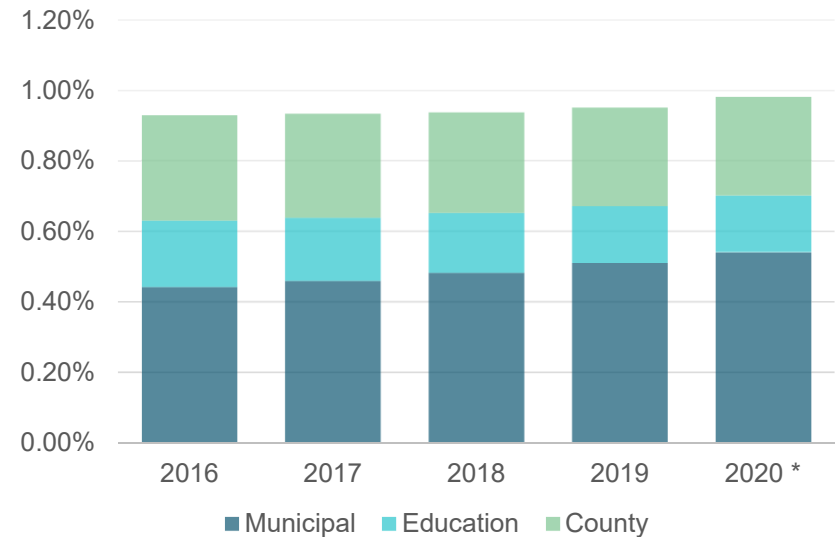
Budget highlights

- For every \$100,000 in assessment, the tax rate increase is **\$30.51** or **5.98%** on the municipal portion only.
- For every \$100,000 in assessment for the combine rate, the tax rate increase is **\$14.89** or **2.92%**. This rate would include the municipal, county, and school tax rates.
- **Please note** that the education and county rates are estimated based on the past 3 years. The decrease/ increase could be higher or lower then calculated.
- The assessment values used are for the 2020 taxation year. However, these numbers have not yet been finalized by MPAC, meaning the values could change.

Budget highlights

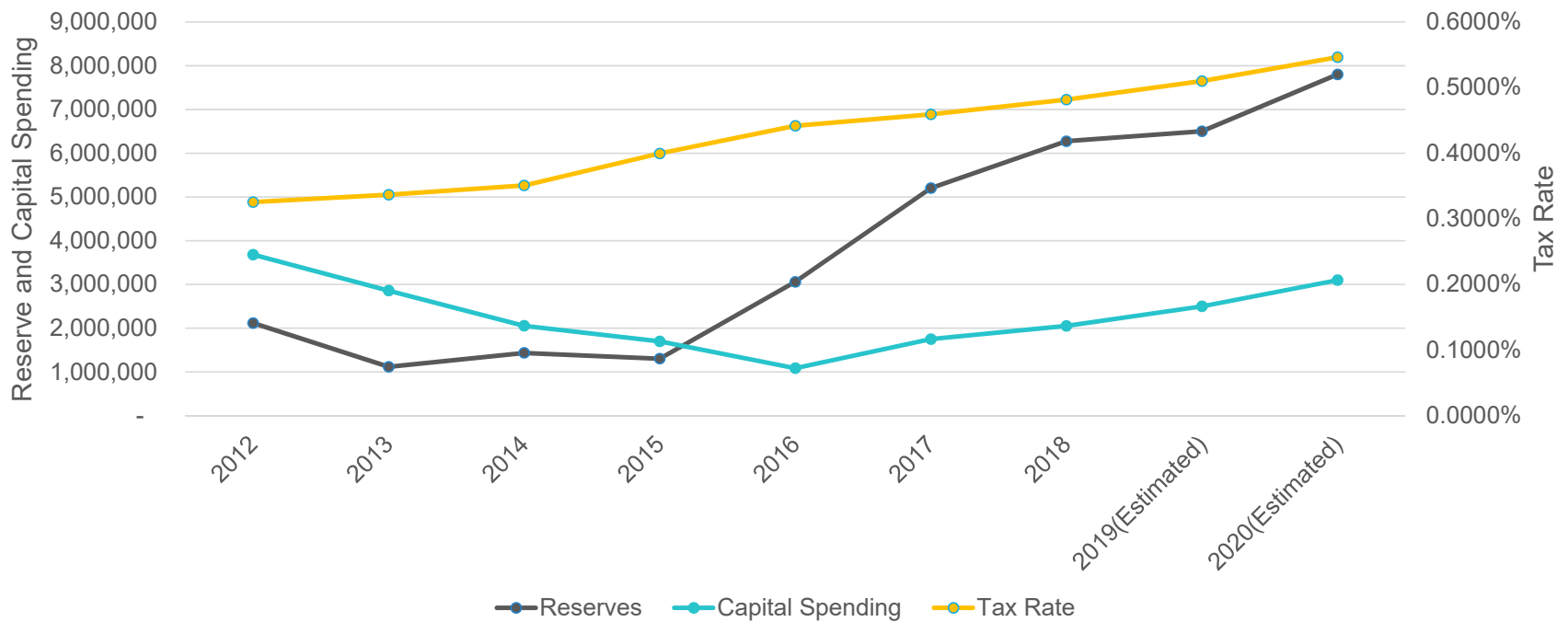
- Total raised by taxes for 2020 will be **\$12,987,031** compared to **\$11,792,398** in 2019
- Total increase in capital expenses 4.9% or \$259K
- Total increase in operating expenses 7.97% or \$1.35M
- Overall increase in budgeted expenses of 7.18% or 1.609M
- There is roughly a 4% increase in residential property value assessment
- Reserve transfer increase for 2020 of 1.9M and increase of 714K from prior year budget

TAX RATE COMPARISON



* 2020 tax rates are

Tax Increases vs Reserve Balances



Surplus and Reserves

ESTIMATED YEAR END SURPLUS

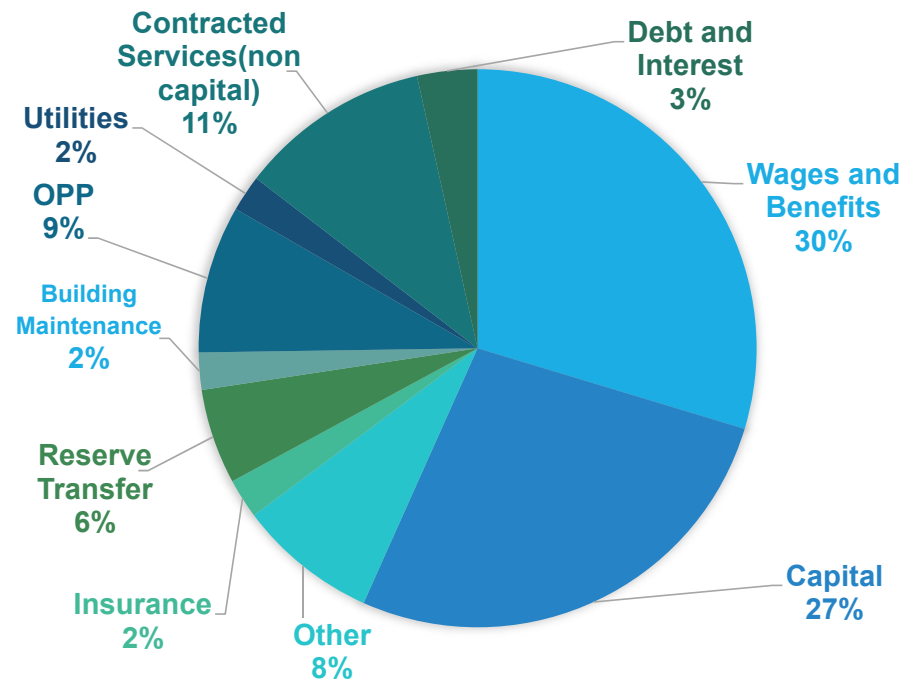
Department	Estimated 2019 Surplus (\$)
Admin	300,000
Fire	203,000
Works	30,000
Environmental	300,000
Recreation	-
Other	200,000
Total	1,033,000

RESERVE BREAKDOWN

Reserve	Description	Estimated year end Amount (\$)
Working Capital	Funds used to meet immediate obligations to avoid tax rate spikes	2,500,000
Contingency	Funds used to meet immediate obligations to avoid tax rate spikes	65,000
Rate Stabilization	Funds used when preparing a budget to avoid large tax rate increases	645,000
Environmental	Funds dedicated to water and sewer projects	875,000
Capital	Funds for capital projects	1,900,000
Other	Library, LCPW, trails, and other	660,000
Total		6,645,000

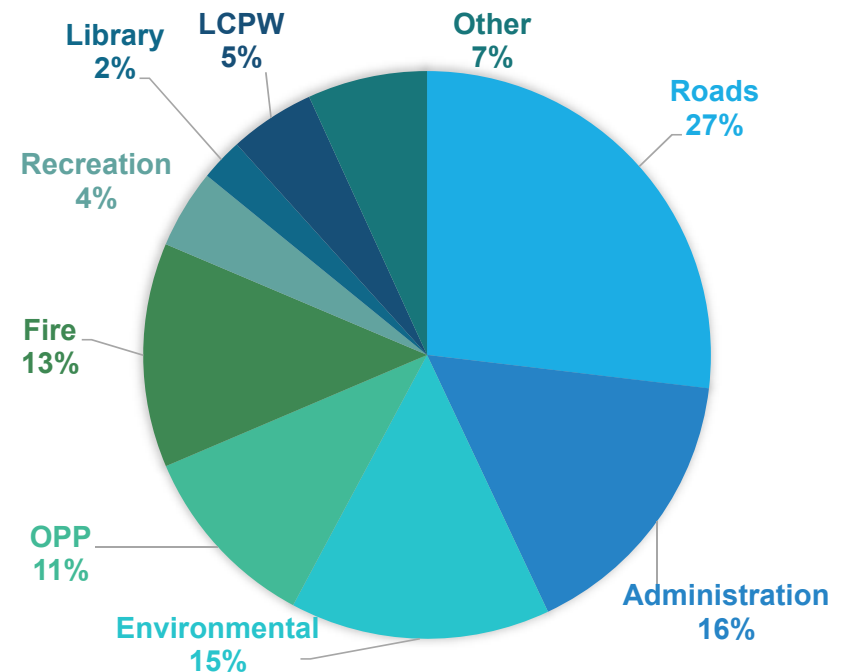
2020 Expense Breakdown

- Cost of living increase on all salaries and wages of 2%. Total increase in wages of 0.86%
- Slight decrease in OPP costs of (0.35%)
- 7%(150K) in contracted services mainly due to budgeted legal fee increase
- Small increase in IT expenses to update current systems and provide for more secure technology (Funded by modernization grant)

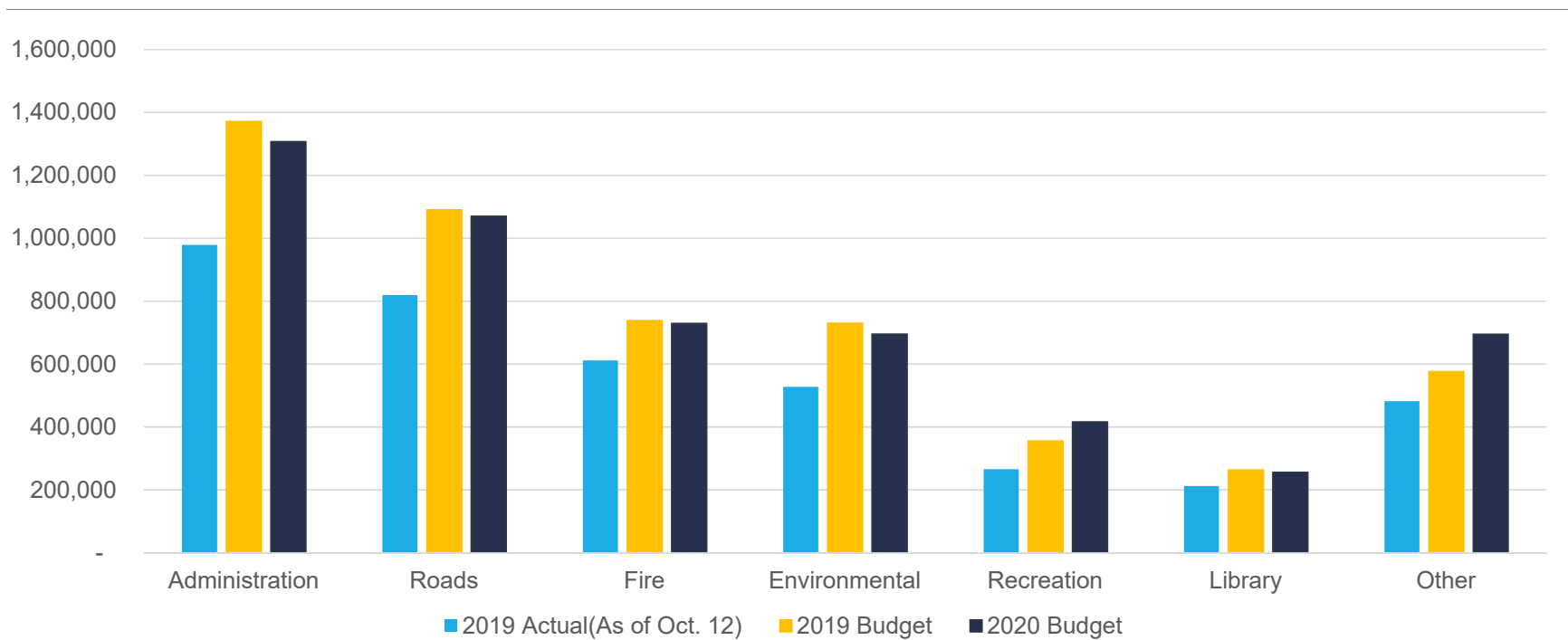


2020 Operating Cost Breakdown(By Dept.)

- Decrease in administration costs of -4.10% (132K)
- Increase in road cost of 1.12%(50K)
- Decrease in environmental costs 7.65%(209K)
- Increase of fire budget 48.43%(890K) mainly due to reserve transfer increase to \$900K
- Increase of 38%(230K) of LCPW which is a self funded department (No affect on tax)
- Roughly 20%(157K) increase in building and planning costs, due to legal costs and new employees. Some costs offset by new revenues
- Modernization funding received of \$660,000 will be used to offset IT related expenses

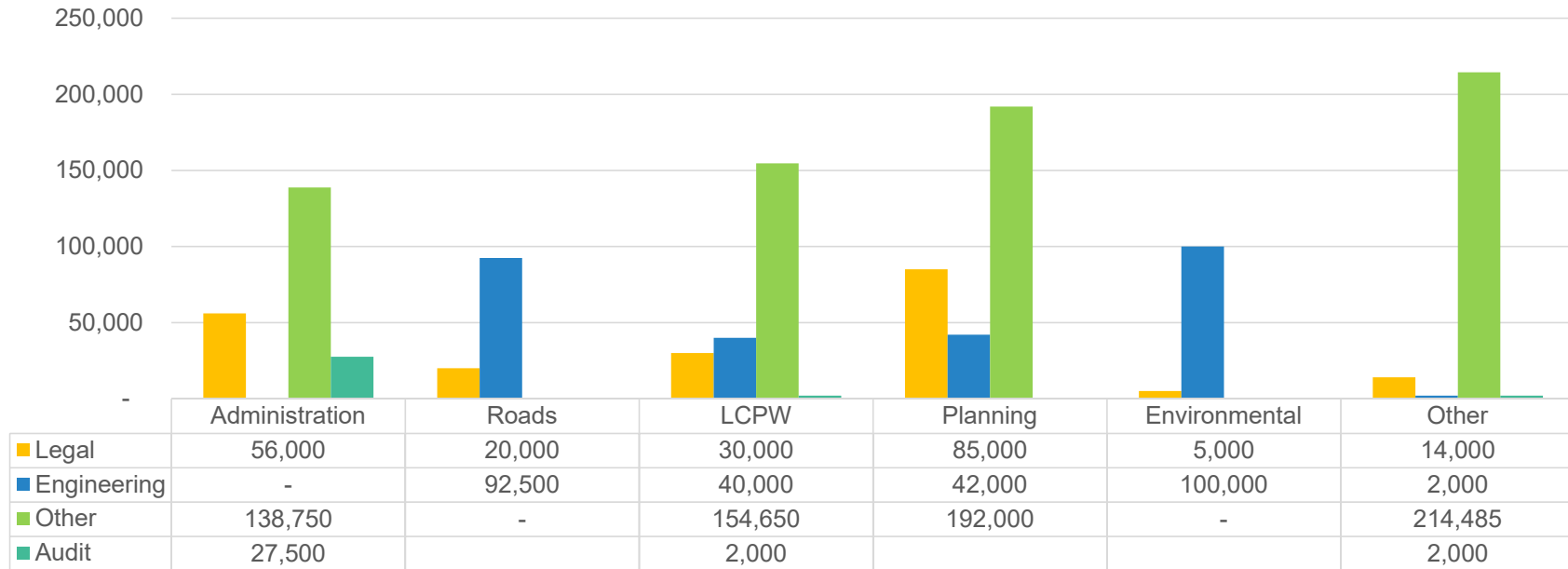


Salaries and Wages by Department



Contracted Services (Excluding Construction Contracts)

2020 Budget



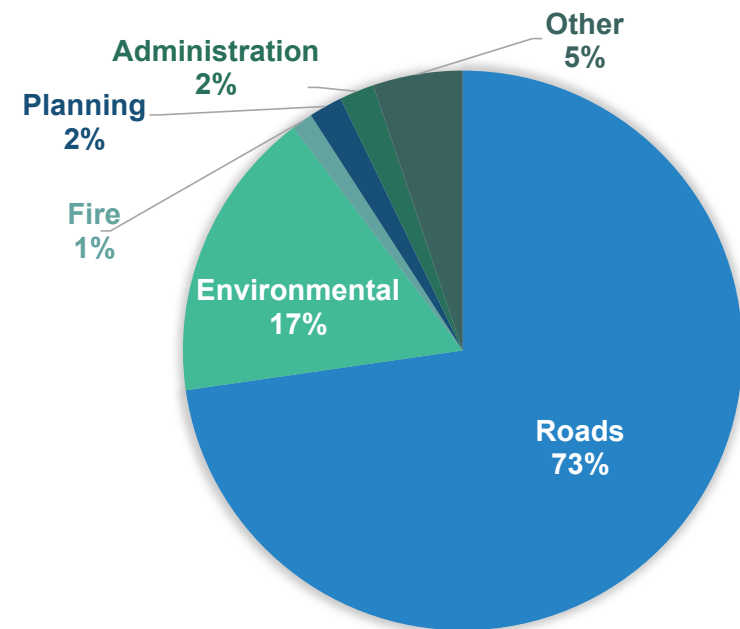
Salary and Wages

- Increase estimated at 2% for cost of living increase
- New positions created:
 - Facilities and Maintenance Supervisor
 - By-law and Licensing Supervisor
 - Payroll Clerk/ Tax Collector
 - Septic Re-Inspection Coordinator/ Building Inspector
 - Director of Infrastructure
 - Business and Communication Coordinator
- Positions Eliminated:
 - Fire Administrative Assistant (now shared with roads)
 - Deputy Treasurer
 - Contract Administrator
 - Fire Prevention Officer (was originally budgeted for in 2020 but has been removed)
- Pay equity completed in October 2019 and accepted by Council
- Union contract has now been implemented



2020 Capital Cost Breakdown (By Dept.)

- Increase in roads capital costs by 10%
- Increase in admin capital from \$23K to \$109K due to increased IT costs and council chamber renovations
- Reduction of Fire capital by 74% (\$200K)
- Budget equipment purchase:
 - 1 - Tandem plow truck
 - 1 - One-ton pickup(Works)
 - 4 - ½ Ton pickups(Works(2),Building and Environmental)
- 3.9M in Roads capital, 66K in Fire capital, and 925K in Environmental Capital



Other Capital project highlights

Project	Dept.	Description	Budgeted Cost (Dollars)
Tractor/ Brusher	Works	New Tractor with brusher attachments	150,000
Concession Road 9 Box Culvert	Works	Replace 1930's concrete box culvert on Concession Road 9	1,065,000
BVSI Upgrades	Enviro.	Bayshore Village spray irrigation work – upgrade to piping	250,000
Lakeshore Drive	Works	Re-construct and double hi-float Con. Rd A to Con. Rd 1 and Con. Rd 2	245,000
Patricia Drive	Works	Pulverize, reconstruct and hi-float	575,000
Concession Road 3	Works	Reconstruct and pave Hwy 12 to Harrigan Drive	208,000
Capital IT Upgrades	Admin	New website(intranet), payroll system, and online Community Engagement platform	60,000

2020 Budget Summary

Department	2020 BUDGET TOTALS		2019 BUDGET		% Change	
	Revenues	Expenses	Revenues	Expenses	Expense Increase	% of budget
Council	0	377,703	0	278,800	35.47%	1.60%
Admin	(2,081,800)	5,184,375	(2,013,300)	5,088,766	1.88%	21.93%
Health & Safety		0		22,200	-100.00%	0.00%
Fire	(281,100)	2,249,683	(35,500)	1,551,150	45.03%	9.52%
Building	(391,500)	528,536	(384,250)	431,264	22.56%	2.24%
Planning	(311,500)	534,665	(288,000)	442,200	20.91%	2.26%
Ec D	(79,725)	79,725	(67,414)	81,545	-2.23%	0.34%
Roads	(2,011,500)	8,728,032	(2,456,469)	8,474,874	2.99%	36.92%
Rec	(158,600)	530,197	(192,400)	453,743	16.85%	2.24%
Bylaw/K9	(197,500)	319,558	(37,000)	169,300	88.75%	1.35%
Environmenta	(3,193,985)	3,193,985	(3,522,869)	3,759,958	-15.05%	13.51%
Comm Policin	(3,750)	3,750	(3,850)	3,850	-2.60%	0.02%
Medical Centr	(53,000)	27,000	(46,000)	46,000	-41.30%	0.11%
LCPW	(1,028,993)	1,028,598	(591,937)	591,937	73.77%	4.35%
Udney CC	(34,400)	34,200		35,800	-4.47%	0.14%
Longford CC	(26,550)	25,530	(29,500)	29,500	-13.46%	0.11%
Atherley CC	(8,800)	4,195	(67,527)	67,527	-93.79%	0.02%
Brechin CC	(20,475)	20,475	(24,375)	24,375	-16.00%	0.09%
Brechin & Bey	(20,000)	20,000	(15,000)	15,000	33.33%	0.08%
Wall of Fame	(250)	250	(345)	345	-27.54%	0.00%
Library	(455,511)	455,512	(474,600)	474,600	-4.02%	1.93%
Brechin Sewer	(292,089)	292,089	0	0		
TOTAL	(10,651,028)	23,638,058	(10,250,336)	22,042,734	7.24%	100%

2020 Budget Summary

Budget Summar	2019 Actual	2019 Budget	2020 Budget
Fixed Costs			
Wages	3,896,781	5,123,778	5,167,871
Benefits	895,965	1,197,985	1,222,342
Other	689,331	3,168,838	3,009,661
Road maintenance	416,546	431,000	334,000
Insurance	443,774	485,997	497,060
Building Maintenance	278,683	570,550	463,200
OPP	1,353,414	1,842,510	1,836,021
Contracted Services	1,333,108	2,230,130	2,383,605
Utilities	366,975	491,000	453,000
Supplies	244,705	318,455	281,415
Legal	198,144	116,500	210,000
Vehicle Costs	172,825	285,946	286,206
Interest	398,000	434,107	413,988
Principal	293,974	293,974	311,872
Fuel	128,782	153,700	155,300
Total Fixed Costs	11,111,007	17,144,470	17,025,541
Budgeted Reserve Transfers			
To Reserves	1,185,686	1,185,686	1,969,904
From Reserves	(1,555,862)	(1,555,862)	(884,615)
Total	(370,176)	(370,176)	1,085,289
Capital			
Works	719,739	3,586,940	3,970,153
Fire	90,953	261,900	66,175
Admin	16,325	23,000	134,000
Recreation	48,524	109,500	75,300
Environmental	322,408	985,000	925,000
Other	45,803	302,100	356,600
Total Capital	1,243,752	5,268,440	5,527,228
Total Budget	11,984,583	22,042,734	23,638,058
Total Taxes Per 100K		\$ 950	\$ 965
Tax Rate		0.509843%	0.540352%
Tax Rate Increase(Municipal)			5.984%
Tax Rate Increase(Combine)			2.921%

2020 Budget Grant Requests

2020 Budget Grant Requests		
Organization	Amount	Details
External		
Yesteryears Celebrations	5,000	Grant would also include exemption from fire department costs and permit and inspection cost for display tent 2500(cash) plus fees (building a fire)
Mariposa Hospice	6,000	6000 for one year of funding
Born To Read	-	Providing books to babies born at OSMH
Total	11,000	
Internal		
UCC	14,000	
LCC	10,300	
ACC	7,300	Includes grant for heat and hyro
BCC	13,000	Includes grant for heat and hyro
B&B	10,000	
Wall of Fame	-	No grant required this year
Library	388,041	
Total	442,641	
Total Grants Requested		
	453,641	

2020 Council Budget

Council Budget	2018 Actual	2019 Budget	2019 Actual	2020 Proposed budget
Revenue				
Reserves	(74,000)	0	0	0
Revenue Total	(74,000)	0	0	0
Expense				
Capital	7,928	0	0	72,000
Insurance	4,944	6,000	4,316	5,000
Materials	6,652	4,450	3,535	4,850
Other	69,196	11,250	12,139	13,500
Reserves	39,105	18,500	18,500	18,500
Salary	212,553	237,500	194,295	247,753
Training/Mileage	20,214	23,000	25,663	26,000
Utilities	1,323	1,100	897	1,100
Expense Total	361,915	301,800	259,345	388,703
Grand Total	287,915	301,800	259,345	388,703

2020 Admin Budget

Administration Budget	2018 Actual	2019 Budget	2019 Actual	2020 Proposed budget
Revenue				
Development Charge	0	0	(246,891)	0
Grant	(1,103,700)	(1,103,700)	(1,099,900)	(1,161,700)
Other	(404,829)	(358,500)	(728,572)	(416,100)
Tax Revenue	(1,298,365)	(490,000)	(1,019,362)	(505,000)
Revenue Sum	(2,806,894)	(1,952,200)	(3,094,724)	(2,082,800)
Expense				
Capital	100,753	23,000	16,325	62,100
Contracted services	457,174	287,416	287,973	337,700
Debt Payments	102,108	102,000	0	111,343
Insurance	95,348	98,300	88,435	94,000
Interest/ Bank charges	147,695	154,000	14,916	142,179
Materials	120,557	133,850	69,694	115,700
Other	55,257	81,075	32,218	56,640
Reserves	592,322	400,000	400,000	550,000
Salary	1,320,916	1,451,875	1,052,205	1,411,931
Training/ Mileage	29,667	25,100	22,108	25,000
Vehicle	1,159	3,640	1,226	3,120
Grants	471,090	486,000	514,500	453,641
OPP	1,836,523	1,842,510	1,353,414	1,836,021
Expense Sum	5,330,568	5,088,766	3,853,015	5,199,375
Grand Total	2,523,674	3,136,566	758,290	3,116,575

2020 Fire Budget

Fire Services Budget	2018 Actual	2019 Budget	2019 Actual	2020 Proposed budget
Revenue				
Revenue	(133,330)	(35,500)	(46,443)	(31,100)
Revenue Total	(133,330)	(35,500)	(46,443)	(31,100)
Expenses				
Admin Contracted Services	56,358	73,300	51,658	79,000
Admin Insurance	27,463	26,000	24,116	27,000
Admin Materials	49,012	52,200	32,464	58,300
Admin Mileage/Training	41,548	50,000	26,537	50,000
Admin Wages	471,993	322,300	352,794	322,638
Disaster Relief	0	0	0	0
Emergency Measures	2,558	6,820	1,656	6,820
Fire Hydrants	3,871	5,000	0	5,000
Fire Prevention	16,623	19,600	10,821	3,800
Radio	19,454	28,900	7,971	17,900
Station 1 Costs	40,822	41,000	26,762	42,000
Station 2 Costs	34,019	27,500	25,189	35,500
Station 3 Costs	16,375	23,300	16,495	22,300
Training	61,400	50,000	34,730	50,000
Training	3,701	10,000	8,279	10,000
Vehicles	85,709	88,150	69,392	91,750
Volunteer FF	443,869	465,180	278,513	461,500
Reserves	0.00	0.00	0.00	900,000.00
Expenses Total	1,374,774	1,289,250	967,378	2,183,508
Capital				
Misc Equipment	112,874.74	174,900.00	84,289.94	44,450.00
Station	0.00	7,000.00	6,814.20	0.00
Protective Gear	49,217.03	20,000.00	(151.62)	21,725.00
Rescue Van	2,036.34	60,000.00	0.00	0.00
Capital Total	164,128.11	261,900.00	90,952.52	66,175.00
Grand Total	1,405,573	1,515,650	1,011,887	2,218,583

2020 Building Budget

Building	2018 Actual	2019 Budget	2019 Actual	2020 Proposed Budget
Revenue				
Fees and Charges	0	(500)	0	(500)
Misc	0	(1,000)	(75)	0
Permits	(326,687)	(280,000)	(270,221)	(285,000)
Reserves	(18,200)	0	0	0
Septic Reinspection	(62,160)	(95,650)	(78,570)	(106,000)
Revenue Total	(407,047)	(377,150)	(348,866)	(391,500)
Expense				
Building Contracted Insurance	8,338	4,500	6,676	7,000
Building Contracted Services	2,072	7,000	2,028	8,000
Building Materials	5,811	9,400	1,224	10,700
Building Other	62	1,650	0	1,800
Building Salary	209,708	230,600	227,946	265,556
Building Training	6,868	8,000	6,029	10,000
Building Vehicles	7,719	5,764	4,947	8,121
Capital	28,973	8,100	1,610	40,000
Reserves	0	8,000	8,000	16,000
Septic Reinspection	41,009	64,600	7,632	82,180
Expense Total	310,561	347,614	266,092	449,356
Grand Total	(96,486)	(29,536)	(82,774)	57,856

2020 Planning Budget

Planning Budget	2018 Actual	2019 Budget	2019 Actual	2020 Proposed Budget
Revenue				
Fees and Charges	(159,872)	(133,000)	(141,897)	(123,000)
Industrial Park	0	(130,000)	(312,405)	(88,500)
Reserve	(39,000)	(25,000)	(25,000)	(100,000)
Revenue Total	(198,872)	(288,000)	(479,302)	(311,500)
Expense				
Capital	28,778	101,000	6,689	106,000
Contracted Services	46,060	67,200	16,443	137,200
External Billing	105,327	68,500	64,286	68,050
Insurance	8,732	9,900	8,108	9,900
Materials	1,161	4,600	2,745	4,500
Other	0	0	2,565	0
Reserves	8,000	0	0	0
Salary	182,942	181,000	151,285	199,015
Training/Mileage	2,833	10,000	6,762	10,000
Expense Total	383,832	442,200	258,882	534,665
Grand Total	184,960	154,200	(220,420)	223,165

2020 Economic Development Budget

ECONOMIC DEVELOPMENT				
Description	2018 Actual	2019 Budget	2019 Actual	2020 Proposed budget
REVENUES				
ECON DEV - Cty Grant	(12,500)	(12,500)	0	(50,000)
RED - OMAFRA - Branding Grant	(12,617)	(17,414)	0	0
From Reserves	(10,000)	(37,500)	(37,500)	(29,725)
TOTAL REVENUES - ECONOMIC DEV	(35,117)	(67,414)	(37,500)	(79,725)
EXPENSES				
Donations - Lake Country	20,000	20,000	20,000	20,000
ECON DEV - Wages	9,949	8,000	0	0
CPP	461	470	0	0
EI	195	195	0	0
OMERS	896	900	0	0
EHT	195	200	0	0
Benefits	306	310	0	0
WSIB	319	320	0	0
Advertising	0	4,650	0	0
Conf/Train/Mileage/Meals	447	500	0	0
Contract Serv-Gen	28,769	20,000	5,398	59,725
Materials & Supplies	0	1,000	0	0
Atherley Narrows Feasability Study	0	0	0	0
To reserves	0	25,000	25,000	0
TOTAL EXPENSES - ECONOMIC DEV	61,536	81,545	50,398	79,725

2020 Roads Budget

Roads Budget(By Job)	2018 Actual	2019 Budget	2019 Actual	2020 Proposed budget
Revenue				
Fees and Charges	(25,965)	(596,250)	(16,680)	(165,000)
Grants	(141,835)	(692,000)	(187,581)	(700,000)
Internal Charge	(1,061,208)	(200,000)	(190)	(530,000)
Misc	(16,775)	(13,500)	(17,898)	(46,500)
Mosquito	(46,120)	(51,979)	(47,760)	(50,000)
Reserves	(720,000)	(902,740)	(902,740)	(520,000)
Revenue Total	(2,011,903)	(2,456,469)	(1,172,849)	(2,011,500)
Expense				
Admin	829,046	872,800	692,852	930,213
Bridges/Culverts	138,633	136,120	33,122	134,636
Brush & Trees	153,340	104,000	67,723	118,788
Capital	1,390,772	3,611,940	729,917	3,970,153
Debris and Litter	19,030	19,630	9,793	18,758
Ditching	270,855	200,000	84,683	200,288
Dust Control	236,843	148,650	136,464	158,296
Flood Relief	1,382	22,300	3,187	17,099
Frost Heaves	61,742	160,500	60,269	159,394
Grading	281,682	243,400	98,550	238,788
Grass Mowing	21,782	23,120	17,610	21,439
Gravel Patch	273,594	380,800	422,210	293,394
Line Painting	14,843	20,750	15,118	20,688
Mosquito Control	46,710	51,979	46,543	51,922
Parking Lots	16,278	18,790	12,419	23,037
Parks	107,645	136,000	79,317	144,775
Patrolling	1,788	9,100	0	9,099
Pavement Patch	242,409	450,200	120,901	353,788
Reserves	1,261,208	240,000	240,000	85,000
Safety Devices	114,591	99,100	74,915	101,152
Sanding	301,447	352,900	205,700	421,049
Shoulder Maintenance	37,974	68,000	24,478	63,296
Sidewalks	41,947	44,400	29,475	44,344
Street Lights	28,900	35,000	22,342	35,000
Sweeping	64,028	98,625	52,583	99,318
Vehicle	519,733	443,555	356,745	443,805
Winter Control - Plowing	434,425	269,950	167,112	309,084
Winter Patrol	57,571	44,950	29,388	43,791
Works Yard 1	71,955	90,455	45,553	90,100
Works Yard 2	10,249	13,725	4,929	13,647
Works Yard 3	15,300	20,950	10,245	19,459
Other	32,948	41,265	23,877	42,515
Drains	14,489	0	3,563	50,000
Expense Total	7,115,140	8,472,954	3,921,582	8,726,112
Grand Total	5,103,236	6,016,485	2,748,732	6,714,612

2020 Roads Budget

Roads Budget(by Expense)	2018 Actual	2019 Budget	2019 Actual	2020 Proposed budget
Revenue				
Fees and Charges	(25,965)	(596,250)	(16,680)	(165,000)
Grants	(141,835)	(692,000)	(187,581)	(700,000)
Internal Charge	(1,061,208)	(200,000)	(190)	(530,000)
Misc	(16,775)	(13,500)	(17,898)	(46,500)
Mosquito	(46,120)	(51,979)	(47,760)	(50,000)
Reserves	(720,000)	(902,740)	(902,740)	(520,000)
Revenue Total	(2,011,903)	(2,456,469)	(1,172,849)	(2,011,500)
Expense				
Capital	1,390,772	3,611,940	729,917	3,970,153
Insurance	137,364	157,800	154,243	169,160
Internal Charge	940,443	522,040	0	530,040
Maintenance	32,152	37,000	8,062	37,000
Materials	794,055	882,000	820,983	850,200
Other	11,196	6,800	10,033	7,300
Reserves	1,261,208	240,000	240,000	85,000
Salary	1,439,261	1,494,019	1,103,776	1,506,110
Training/ Mileage	20,725	17,000	18,823	29,515
Vehicle	175,721	135,455	97,183	140,835
Expense Total	7,115,140	8,472,954	3,921,582	8,726,112
Grand Total	5,103,236	6,016,485	2,748,732	6,714,612

ROADS CAPITAL BUDGET 2020

Priority	Type	ROAD NAME	FROM	TO	Description	2020	Suggested Cuts	Total for 2020 Budget	
1	Equip.	Reserves							85,000
1	Road	Concession Road A	Lakeshore Drive	Sideroad 15	slurry (originally sui	10,000		10,000	
1	Road	Concession Road A	Ramara Road 47	Highway 12	slurry (originally sui	42,000		42,000	
1	Road	Dalrymple Drive	Concession Road 9	Concession Road 9	slurry	8,000		8,000	
1	Road	Dalrymple Drive	Concession Road 9	south end	slurry	8,000		8,000	
1	Road	Ellen Street	Wellington Street	Patricia Drive	slurry	5,360		5,360	
1	Road	Ellen Street	Patricia Drive	Creighton Street	slurry	5,360		5,360	
1	Road	Fawn Bay Road	Rama Road	Road	slurry	4,000		4,000	
1	Road	Lakeshore Drive	Concession Road 2	Concession Road 2	slurry	19,465		19,465	
1	Road	Lakeshore Drive	Concession Road 2	Concession Road 3	slurry	10,814		10,814	
1	Road	Orkney Heights	Highway 12	Orkney Beach Road	slurry	19,465		19,465	
1	Road	Woodland Drive	McRae Park Road	south end	slurry	4,326		4,326	
1	Bridge	4)	3.55 km east of County	concrete box culvert	replacement	1,065,000		1,065,000	
1	Equipment	One Ton 2011			Works - one ton	70,000		70,000	
1	Other	Overhead doors				20,000		20,000	
2	Road	Concession Road B/C	County Road 169	Sideroad 5/6	spot repair	50,000		50,000	
2	Road	Concession Road B/C	Sideroad 5/6	Pearl Carrick Road	spot repair	50,000		50,000	
2	Road	Concession Road B/C	Pearl Carrick Road	east end	spot repair	50,000		50,000	
2	Road	Concession Road 10	Muley Point Road	0.7 km west	reconstruct and hi-l	100,000		100,000	
2	Road	Mara-Eldon Boundary	Canal Road	Concession Road 1	pulverize and doub	111,000		111,000	
2	Road	Patricia Drive	Paget Street	Balsam Road		0		0	
2	Road	Patricia Drive	Paget Street	Balsam Road	reconstruct	525,000		525,000	
2	Road	Patricia Drive	Paget Street	Balsam Road		0		0	
2	Road	Patricia Drive	Balsam Road	Winchester Street	pulverize	952		952	
2	Road	Patricia Drive	Balsam Road	Winchester Street	reconstruct	20,000		20,000	
2	Road	Patricia Drive	Balsam Road	Winchester Street	ds hifloat	8,637		8,637	
2	Road	Plum Point Road	Concession Road 10	Highway 12	pulverize	3,806		3,806	
2	Road	Plum Point Road	Concession Road 10	Highway 12	reconstruct	160,000		160,000	
2	Road	Plum Point Road	Concession Road 10	Highway 12	ds hifloat	34,547		34,547	
2	Road	CONCESSION RD 3			pave approaches	130,000		130,000	
2	Road	LINE 2			pave approaches	40,000		40,000	
2	Equipment	Tandem 2006			Works - tandem	300,000		300,000	

ROADS CAPITAL BUDGET 2020

2	Other	Works small tools				20,000	20,000		
Priority	Type	ROAD NAME	FROM	TO	Description	2020	Suggested Cuts	Total for 2020 Budget	
2	Other	Two-way radios				5,000		5,000	
3	Road	Concession Road 3	Highway 12	Harrigan Drive	reconstruct and pa	208,000		208,000	
3	Other	Computer/Tech				27,500	10,000	17,500	
3	Other	shorewalls				5,000		5,000	
4	Road	Lake Avenue	Ridge Avenue	Lake Avenue	reconstruct	20,000		20,000	
4	Road	Lake Avenue	Ridge Avenue	Lake Avenue	double hi-float	8,637		8,637	
4	Road	Lake Avenue	Ridge Avenue	Beaver Trail	reconstruct	90,000		90,000	
4	Road	Lake Avenue	Ridge Avenue	Beaver Trail	double hi-float	38,866		38,866	
4	Road	Lakeshore Drive	Concession Road 1	Concession Road 2	reconstruct	150,000		150,000	
4	Road	Lakeshore Drive	Concession Road 1	Concession Road 2	double hi-float	64,776		64,776	
4	Bridge	Con9	2.55 km west of	concrete box culvert	remove	50,000		50,000	
4	Bridge	Con9	1.6 km west of	log	remove	50,000		50,000	
4	Equipment	Pickup	2012		Works - pickup	35,000	0	35,000	
4	Equipment	Pickup	2013		Works - pickup	35,000	0	35,000	
4	Equipment	Tractor				Works - tractor and	150,000	0	150,000
4	Other	New Streetlight				5,000		5,000	
5	Road	Bluebird	Sheba Drive	Airport Road	raise and widen	300,000	300,000	0	
5	Road	Canal Road	Sideroad 5	boundary	SAMI and hotmix	18,000	18,000	0	
5	Road	Canal Road	Sideroad 5	Sideroad 5	SAMI and hotmix	105,300	105,300	0	
5	Road	Canal Road	Sideroad 5	Sideroad 5	SAMI and hotmix	105,300	105,300	0	
5	Road	Canal Road	Canal Road	Bridge	SAMI and hotmix	18,000	18,000	0	
5	Road	Canal Road	Sideroad 5	Sideroad 5	SAMI and hotmix	165,500	165,500	0	
5	Road	Canal Road	Sideroad 5	Boundary	SAMI and hotmix	62,500	62,500	0	
5	Road	Fairgrounds Road	McArthur Sideroad	McArthur Sideroad	single surface	4,335		4,335	
5	Road	Fairgrounds Road	McArthur Sideroad	McArthur Sideroad	single surface	8,671		8,671	
5	Road	Fairgrounds Road	McArthur Sideroad	Boundary	reconstruct and hi-l	95,000	95,000	0	
5	Road	Lake Avenue	Simcoe Road	Ridge Avenue	reconstruct	20,000	0	20,000	
5	Road	Lake Avenue	Simcoe Road	Ridge Avenue	double hi-float	8,637	0	8,637	
5	Road	Lakeshore Drive	Concession Road A	Concession Road 1	reconstruct	140,000	140,000	0	

ROADS CAPITAL BUDGET 2020

5	Road	Lakeshore Drive	Concession Road A	Concession Road 1	double hi-float	60,458	60,458	0	
Priority	Type	ROAD NAME	FROM	TO	Description	2020	Suggested Cuts	Total for 2020 Budget	
5	Road	Longfordmills Road	Rama Road	Road	reconstruct	90,000	90,000	0	
5	Road	Longfordmills Road	Rama Road	Road	pulverize	4,282	4,282	0	
5	Road	Longfordmills Road	Rama Road	Road	50 mm hotmix	50,609	50,609	0	
5	Other	Contingency / Parks					200,000	100,000	100,000
5	Other	Park improvements					100,000	100,000	0
						5,401,161	1,424,948	4,055,153	

2020 Recreation Budget

Recreation Budget	2018 Actual	2019 Budget	2019 Actual	2020 Proposed budget
Revenue				
Donations	0	0	0	0
Grant	(205)	0	0	0
Misc Revenue	(44,587)	(52,100)	(42,748)	(45,000)
Rent	(53,791)	(55,000)	(6,335)	(55,000)
Reserves	0	0	0	0
Seasonal Programs	(35,620)	(50,300)	(34,102)	(47,000)
Swimming	(3,965)	(6,000)	(3,020)	(6,000)
Trails revenue	(78,085)	(25,000)	(16,000)	(30,000)
Youth Committee	(7,312)	(9,000)	(3,940)	(5,600)
Revenue Total	(223,565)	(197,400)	(106,145)	(188,600)
Expense				
Capital	1,528	23,500	2,831	33,300
Day Camp	78,169	82,200	53,246	88,033
RCC Building Maint	6,291	8,500	5,137	8,500
RCC Contracted Services	42,106	44,500	35,379	51,800
RCC Insurance	7,356	7,000	7,959	7,000
RCC Materials	2,718	2,600	1,640	3,500
RCC Other	653	4,200	3,478	4,450
RCC Salary	30,138	33,900	26,703	33,900
RCC Training	2,644	3,500	203	4,000
Rec Admin Contracted Services	262	0	42	0
Rec Admin materials	2,184	2,400	1,161	2,900
Rec Admin Other	0	1,400	0	1,400
Rec Admin Training	1,506	1,000	1,665	0
Rec Admin Wages	120,362	162,658	133,143	219,292
Seasonal Programs	28,385	33,085	28,467	22,022
Swimming	4,248	8,800	4,248	10,600
Trails	15,531	25,000	21,558	30,000
Youth Committee	5,923	9,500	6,208	9,500
Expense Total	350,005	453,743	333,068	530,197
Grand Total	126,439	256,343	226,922	341,597

2020 Bylaw Budget

Bylaw Budget	2018 Actual	2019 Budget	2019 Actual	2020 Proposed budget
Revenue				
Other	(28,514)	(21,000)	(23,845)	(23,000)
Grant	(7,513)	(15,000)	(5,674)	(15,000)
User Fees	(8,059)	(8,100)	(8,421)	(159,500)
Revenue Total	(44,086)	(44,100)	(37,940)	(197,500)
Expense				
Contracted Services	2,640	7,700	1,477	93,500
Contracted Serviecs	12,813	26,500	10,458	19,000
Insurance	3,150	7,500	3,561	8,000
Legal Fees	826	5,000	107	5,000
Materials	6,302	2,000	871	2,000
Other	0	200	1,701	2,500
Salary	176,299	165,550	93,608	183,338
STR Costs	0	0	0	0
Training/ Mileage	848	2,000	2,116	1,500
Vehicles	711	0	769	2,120
Expense Total	203,588	216,450	114,667	316,958
Capital				
Capital	0	36,500	2,924	2,600
Capital Total	0	36,500	2,924	2,600
Grand Total	159,502	208,850	79,651	122,058

2020 Environmental Budget

Environmental Services - Sub De	2018 Actual	2019 Budget	2019 Actual	2020 Proposed budget
Revenue				
Interest Income (Breachin Sewerage)	(52,001)	(55,000)	0	(51,300)
Lake Simcoe	0	0	0	0
Misc Revenue	(48,366)	(79,075)	0	(60,640)
Penalty and Interest	(16,323)	(18,000)	(24,599)	(18,000)
Reserves	(300,000)	(510,000)	(510,000)	(30,000)
Sewer Charges	(1,207,665)	(1,301,929)	(1,103,957)	(1,379,745)
Solar Panels	(28,528)	(17,000)	(26,273)	(25,000)
Source Water Protection	(16,147)	(4,000)	0	(18,000)
Water Charges	(1,454,282)	(1,537,865)	(1,259,400)	(1,611,300)
Revenue Total	(3,123,312)	(3,522,869)	(2,924,229)	(3,193,985)
Expense				
Admin	463,879	847,161	581,385	594,325
Capital	331,079	985,000	322,408	925,000
Lake Simcoe Protection	21,625	21,625	0	24,640
Solar Panels	0	1,200	680	1,200
Source Water Protection	14,365	13,750	0	12,320
Vehicle Costs	15,992	20,891	6,280	20,891
Wastewater Treatment	555,887	595,095	346,418	614,085
Wastewater Collection	221,631	183,820	201,692	208,820
Water Distribution	171,107	207,350	377,793	208,004
Water Tower	0	15,000	0	15,000
Water Treatment	522,635	576,977	417,203	569,700
Expense Total	2,318,201	3,467,869	2,253,860	3,193,985
Grand Total	(805,111)	(55,000)	(670,370)	0

2020 Environmental Budget

Environmental - Accounts	2018 Actual	2019 Budget	2019 Actual	2020 Proposed budget
Revenue				
Interest Income (Brechin Sewer	(52,001)	(55,000)	0	(51,300)
Lake Simcoe	0	0	0	0
Misc Revenue	(48,366)	(79,075)	0	(60,640)
Penalty and Interest	(16,323)	(18,000)	(24,599)	(18,000)
Reserves	(300,000)	(510,000)	(510,000)	(30,000)
Sewer Charges	(1,207,665)	(1,301,929)	(1,103,957)	(1,379,745)
Solar Panels	(28,528)	(17,000)	(26,273)	(25,000)
Source Water Protection	(16,147)	(4,000)	0	(18,000)
Water Charges	(1,454,282)	(1,537,865)	(1,259,400)	(1,611,300)
Revenue Total	(3,123,312)	(3,522,869)	(2,924,229)	(3,193,985)
Expense				
Capital - Contracted Serv	0	300,000	4,020	50,000
Capital - Other	270,559	595,000	318,389	800,000
Capital - Process and Control	60,520	90,000	0	75,000
Contracted Services	572,701	548,200	474,569	583,200
Insurance	81,932	100,000	87,151	101,000
Interest	83,116	80,235	0	77,948
Materials	232,235	267,130	201,930	271,120
Other	29,064	89,570	218,625	89,570
Principal Debt	96,626	99,507	0	102,516
Reserves	30,000	252,781	252,781	59,764
Salary	836,404	967,555	685,062	904,475
Stormwater Ponds	0	30,000	352	30,000
Training/Mileage	9,053	27,000	4,701	28,500
Vehicle Costs	15,992	20,891	6,280	20,891
Expense Total	2,318,201	3,467,869	2,253,860	3,193,985
Grand Total	(805,111)	(55,000)	(670,370)	0

2020 Capital Environmental Budget

ENVIRONMENTAL - CAPITAL

Description	2018 Actual	2019 Budget	2019 Actual	2020 Proposed budget
Computer Equipment	-	7,500	115	7,500
Capital Wastewater Infrastructure Rep	26,358	150,000	83,465	250,000
Capital - WW Treat - Contracted Ser	4,176	10,000	14,198	75,000
Process & Control	60,520	90,000	-	75,000
Capital Tools & Equipment	4,904	40,000	-	25,000
Capital Tools & Misc	-	15,000	4,046	15,000
Capital Water Treat - Contract Se	-	-	-	-
Capital -Water Treat - Infrastruct	-	-	-	110,000
Capital Water Dist Contracted Service	-	300,000	4,020	50,000
Process & Control	36,458	-	3,311	100,000
Engineering	-	55,000	5,889	55,000
Capital Tools & Misc	-	5,000	-	5,000
Computer Equip	3,169	7,500	-	7,500
Plant Supplies	12,069	20,000	1,425	20,000
Capital Water Dist Infrastructure Repa	56,080	-	-	20,000
Vehicle 1/2 Ton	28,397	75,000	70,469	40,000
ES - Water Tower Upgrades	1,930	60,000	24,271	50,000
Generator	12,057	150,000	111,200	20,000
Beaver Trail Project	84,960	-	-	-
	331,079	985,000	322,408	925,000

2020 Comm. Policing Budget

COMMUNITY POLICING				
Description	2018 Actual	2019 Budget	2019 Actual	2020 Proposed Budget
REVENUES				
Investment Income	(41)	(80)	(64)	(80)
Miscellaneous Revenue	(11)	(100)	0	0
Township Grant	(6,245)	(3,670)	(3,670)	(3,670)
From Bank or Reserves	(2,500)	0	0	0
TOTAL REVENUE	(8,797)	(3,850)	(3,734)	(3,750)
EXPENSES				
Printing & Advertising	0	200	0	200
Communications	1,613	1,500	1,046	1,400
Contract Serv-Gen	1,191	1,200	0	1,200
Insurance	331	300	60	300
Stationery	0	50	0	50
Misc - Speed board etc	3,386	0	0	0
9-1-1 Contracted Services	0	0	0	0
Communications	0	600	457	600
Rental Expense	0	0	5,171	0
TOTAL EXPENSES	6,521	3,850	6,735	3,750

2020 Medical Centre Budget

Medical Centre				
Description	2018 Actual	2019 Budget	2019 Actual	2020 Proposed budget
REVENUES	0	0	0	0
From reserves	0	(11,000)	0	(18,000)
Medical Centre - Rent	(28,945)	(29,000)	0	(29,000)
Miscellaneous Revenue	(6,170)	(6,000)	(5,446)	(6,000)
TOTAL REVENUES	(35,115)	(46,000)	(5,446)	(53,000)
EXPENSES				
Wages/Honorariums	647	2,000	0	0
Doctor Recruitment Donation	0	0	0	0
Conf/Train/Mileage/Meals	0	500	0	500
Cont Serv Grounds	3,779	5,000	2,223	5,000
Bldg Maint	3,058	21,000	1,151	5,000
Insurance	2,399	2,500	2,513	2,600
Legal	0	2,000	0	1,500
Taxes	3,613	3,700	0	3,700
Hydro	2,914	4,000	2,235	4,000
Heat Fuel-Propane	1,429	1,700	1,319	2,000
Water Usage	1,614	1,500	1,303	1,700
Misc	0	2,100	0	1,000
	19,452	46,000	10,745	27,000
CAPITAL				
Capital Medical Centre Office Eq	0	0	0	0
Capital-Med Centre-Bldg Equipm	0	0	0	0
	0	0	0	0
TOTAL EXPENSES	19,452	46,000	10,745	27,000

2020 LCPW Budget

LCPW - JOB	2018 Actual	2019 Actual	2019 Budget	2020 Proposed budget
Revenue				
Levy	(488,839)	(591,437)	(591,437)	(728,493)
Other	(2,365)	(459)	(500)	(500)
Reserves	(228,159)	0	0	(300,000)
Shorewall	0	0	0	0
Revenue Total	(719,363)	(591,897)	(591,937)	(1,028,993)
Expense				
Admin	80,712	72,281	125,010	137,116
Building Maintenance	8,915	7,843	13,300	13,300
Canal Maintenance	71,900	4,765	18,050	64,275
Capital	248,562	0	0	208,000
Ground Maintenance	50,673	43,003	75,000	122,688
Marine	3,220	71,038	2,500	3,275
Reserves	81,079	160,100	160,000	300,000
Vehicles	11,120	7,465	28,000	26,000
Weed Control	142,464	70,917	170,077	153,944
Expense Total	698,647	437,411	591,937	1,028,598
Grand Total	(20,716)	(154,485)	0	(394)

2020 LCPW Budget

LCPW - BY EXPENSE	2018 Actual	2019 Budget	2019 Actual	2020 Proposed budget
Revenue				
Levy	(488,839)	(591,437)	(591,437)	(728,493)
Other	(2,365)	(500)	(459)	(500)
Reserves	(228,159)	-	-	(300,000)
Shorewall	-	-	-	-
Revenue Total	(719,363)	(591,937)	(591,897)	(1,028,993)
Expense				
Contracted Services	239,251	253,350	167,000	350,300
Insurance	11,224	15,500	10,435	12,000
Materials	920	5,350	1,364	3,500
Other	1,357	2,600	1,255	2,600
Reserves	81,079	160,000	160,100	300,000
Salary	102,131	125,637	89,246	123,998
Trailing/ Mileage/Meals	2,327	1,500	511	1,200
Vehicle	11,795	28,000	7,502	27,000
Capital - Shorewall Repair	0	0	0	58,000
Capital - Marine Equipment	248,562	0	0	150,000
Expense Total	698,647	591,937	437,411	1,028,598
Grand Total	-20,716	0	-154,485	-394

2020 Udney CC Budget

UCC				
Description	2018 Actual	2019 Budget	2019 Actual	2020 Proposed budget
REVENUES				
UCC -Investment Income	(473)	(300)	(464)	(400)
UCC -Miscellaneous Revenue	(32,205)	(20,000)	(6,809)	(20,000)
UCC - From Reserves	(6,500)	(1,500)	(1,500)	0
UCC - Township Grant	(17,146)	(14,000)	(14,000)	(14,000)
TOTAL REVENUES - UCC	(56,324)	(35,800)	(22,773)	(34,400)
EXPENSES				
UCC-Communications	686	600	569	600
UCC-Contract Serv-Ground	1,010	2,000	0	2,000
UCC-Bldg Maint	3,483	3,000	6,008	3,000
UCC-Insurance	2,418	4,000	2,429	4,000
UCC-Program Material & Suppl	16,688	6,000	3,351	6,000
UCC-Hydro	3,656	3,500	3,115	3,500
UCC-Heat Fuel-Propane	3,273	3,500	1,439	3,500
UCC-Heat Fuel-Furnace Oil	1,507	1,500	1,141	1,500
UCC - Water Testing	615	600	328	600
UCC - To Reserves	16,695	100	0	0
TOTAL EXPENSES	50,031	24,800	18,379	24,700
Capital - UCC - Equipment	0	11,000	0	9,500
TOTAL EXPENSES - UCC	50,031	35,800	18,379	34,200

Decrease

2020 Longford CC Budget

LCC				
Description	2018 Actual	2019 Budget	2019 Actual	2020 Proposed budget
REVENUES				
LCC-Investment Income	(224)	(200)	(239)	(250)
LCC -Miscellaneous Revenue	(18,411)	(19,000)	(2,560)	(16,000)
LCC - From Reserves	0	0	0	0
LCC - Township Grant	(7,435)	(10,300)	(10,300)	(10,300)
TOTAL REVENUES - LCC	(26,070)	(29,500)	(13,099)	(26,550)
EXPENSES				
LCC - Wages	1,350	1,000	0	1,400
LCC-Bank Serv Charge	31	0	0	30
LCC-Communications	501	500	418	500
LCC-Contract Serv-Gen	2,675	3,200	0	2,500
LCC-Contract Serv-Ground	0	750	0	500
LCC-Bldg Maint	9,011	5,000	4,418	5,500
LCC-Insurance	2,090	2,500	2,265	2,500
LCC-Program Material & Supplies	5,174	2,000	806	6,500
LCC-Hydro	2,942	2,600	2,354	2,600
LCC-Heat Fuel-Natural Gas	2,403	2,500	2,233	2,500
LCC - Water Testing	533	450	892	1,000
	26,712	20,500	13,385	25,530
CAPITAL				
Capital - LCC - Equipment	0	9,000	0	0
TOTAL EXPENSES - LCC	26,712	29,500	13,385	25,530

2020 Atherly CC Budget

ACC				
Description	2018 Actual	2019 Budget	2019 Actual	2020 Proposed budget
REVENUES				
Misc Rev.	(21,646)	(2,000)	(419)	(1,500)
Township Grant	(5,500)	(5,500)	(5,500)	(5,500)
Township Grant Heat Hydro Ins	(1,238)	(1,250)	0	(1,800)
From Reserves	(20,746)	(58,777)	(58,777)	0
TOTAL REVENUES - ACC	(49,130)	(67,527)	(64,696)	(8,800)
EXPENSES	0	0	0	0
ACC-Bank Serv Charge	53	0	33	55
ACC-Contract Serv-Gen	878	640	635	640
ACC-Bldg Maint	0	0	0	300
ACC-Insurance	494	547	1,045	1,100
ACC - Playground Maintenance	0	1,000	193	1,000
ACC - Supplies	116	60	273	400
ACC-Hydro	744	700	536	700
ACC Misc - Geese Deterrent	0	0	0	0
ACC - To Reserves	46,845	1,080	1,080	0
	49,130	4,027	3,795	4,195
CAPITAL				
ACC - Capital Equip	45,693	63,500	45,693	0
TOTAL EXPENSES - ACC	94,823	67,527	49,488	4,195

2020 Brechin CC Budget

BCC				
Description	2018 Actual	2019 Budget	2019 Actual	2020 Proposed Budget
REVENUES				
BCC - Township Grant	(5,500)	(8,000)	(8,000)	(5,500)
BCC - Rent	0	(4,675)	(4,675)	(5,275)
BCC - Investment Income	(188)	(200)	(109)	(200)
BCC - Twp Grant Heat Hydro	(3,996)	(9,500)	0	(7,500)
BCC - Misc Rev	(2,442)	(2,000)	(2,743)	(2,000)
TOTAL REVENUES - BCC	(12,126)	(24,375)	(15,527)	(20,475)
EXPENSES				
BCC-Contract Serv-Ground	2,448	3,165	5,649	8,500
BCC-Bldg Maint	353	8,000	1,367	3,000
BCC -Insurance	1,108	1,200	1,042	1,200
BCC-Taxes	1,313	1,110	831	1,500
BCC-Stationary	739	400	619	775
BCC-Hydro	1,878	4,500	1,454	2,000
BCC-Misc Ball Equip etc	1,355	3,500	0	3,500
EXPENSES - BCC	9,193	21,875	10,963	20,475
Container	0	2,500	0	0
TOTAL EXPENSES - BCC	9,193	24,375	10,963	20,475

2020 Brechin and Beyond Budget

B & B				
Description	2018 Actual	2019 Budget	2019 Actual	2020 Proposed budget
REVENUES				
Brechin & Beyond - Misc Revenue	(12,597)	(5,000)	(0)	(10,000)
Township Grant	(10,000)	(10,000)	(10,000)	(10,000)
TOTAL REVENUES - B&B	(22,597)	(15,000)	(10,000)	(20,000)
EXPENSES				
Advertising	530	3,500	0	0
Bank Service Charges	0	50	0	0
Contracted Services	4,773	2,500	2,335	2,000
Contract Serv-Ground	175	0	0	0
Insurance	317	500	232	300
Materials and Supplies	13,267	7,300	6,115	16,700
To Reserves	3,536	1,150	1,150	1,000
TOTAL EXPENSES - B&B	22,597	15,000	9,832	20,000

2020 Library Budget

LIBRARY				
Description	2018 Actual	2019 Budget	2019 Actual	2020 Proposed Budget
REVENUES				
Ont Conditional Grants	(24,370)	(24,370)	0	(24,370)
TD Summer Reading Program R	(1,503)	(1,500)	(1,564)	(1,500)
Investment Income	(1,913)	(1,500)	(1,389)	(1,500)
Misc Rev	(984)	(1,700)	(2,065)	(2,100)
Fines	(4,567)	(5,500)	(4,150)	(5,500)
Township Grant	(404,230)	(440,030)	(440,030)	(388,041)
Reserves	0	0	0	(32,500)
TOTAL REVENUES - LIBRARY	(441,913)	(474,600)	(452,482)	(455,511)
EXPENSES				
Wages	249,991	263,000	212,664	255,685
CPP	9,294	10,000	8,780	10,377
EI	4,101	4,100	3,619	4,773
OMERS	22,034	26,000	19,133	23,269
EHT	4,803	5,100	4,168	4,986
Benefits	24,490	25,000	16,126	13,536
WSIB	900	1,000	620	1,986
Advertising	3,062	1,800	2,043	3,000
Conf/Train/Mileage/Meals	4,233	3,000	3,005	3,000
Communications	3,038	3,300	1,784	3,000
Contracted Serv	2,773	3,000	2,842	3,000
Insurance	9,676	10,000	8,291	8,300
Postage	3,521	2,000	2,083	3,200
Rental Exp Bldg	76,728	78,000	0	78,000
Stationery	2,122	3,000	1,103	2,000
Subscriptions & Memberships	692	600	444	600
TD Summer Reading Program	1,329	1,500	1,425	1,500
Special Programming	259	200	258	300
Volunteer Appreciation	967	1,000	1,295	1,000
Misc Expense	877	1,500	658	1,500
	424,890	443,100	290,341	423,012
CAPITAL				
Capital Library Resources Memb	5,564	7,000	6,473	7,000
Capital Library Computer Equipm	3,081.90	4,500.00	0.00	5,500.00
Capital Library Materials	16,357.49	16,000.00	12,098.50	16,000.00
Capital - Misc Equipment	2,086.75	4,000.00	1,119.73	4,000.00
	29,849.35	31,500.00	19,691.14	32,500.00
TOTAL EXPENSES - LIBRARY	454,739.81	474,600.00	310,032.34	455,511.85