



# 2024 BUDGET

---

PRESENTED: OCTOBER 23, 2023

## Table of Contents

Background .....	3
Budget Highlights .....	4
Tax Increases VS Reserve Balances.....	6
Surplus and Reserves .....	7
2024 Expense Breakdown .....	8
2024 Operating Cost Breakdown (By Dept.).....	9
Salaries and Wages by Department.....	10
Salaries and Wages .....	11
2024 Capital Cost Breakdown (By Dept.) .....	12
2024 Capital Purchase Highlights .....	13
Other Capital project Highlights .....	14
Projects removed from 2024 Budget .....	16
Budget Summary .....	19
Council Budget.....	21
Administration Budget .....	22
Fire Budget .....	23
Building Budget.....	24
Planning Budget.....	25
Economic Development Budget .....	26
Roads Budget.....	27
By-Law Budget .....	30
Recreation Budget.....	31
Environmental Budget.....	33
Community Policing Building Budget .....	37
Medical Centre Budget .....	38
LCPW Budget .....	39
Community Centres Budgets.....	40
Brechin and Beyond Budget .....	44
Wall of Fame Budget.....	45
Library Budget .....	46

# Background

---

The municipal budget is a key planning document that provides a foundation for delivering municipal services.

Operating and capital expenditures are funded by revenue received from user fees, service charges, grants, property taxes and reserves. Property tax revenue represents approximately 41% of revenue in 2023 and 40% in 2024.

Budget and tax rate information related to the County of Simcoe and the related School Boards are not included in the municipal budget; they have no impact on the municipal tax rate. It is the responsibility of the Township of Ramara to collect taxes on behalf of the County and School Boards. The rates from both the County and School boards (Province of Ontario) will be released early in 2024.

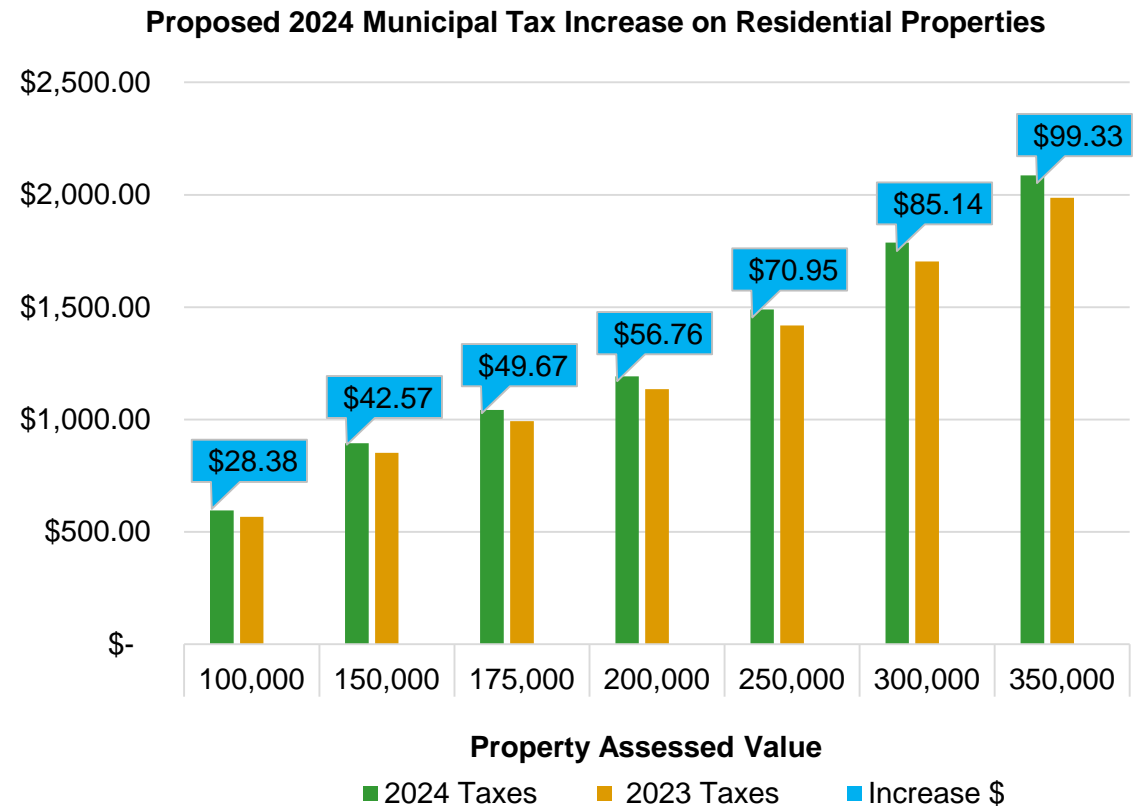
# Budget Highlights

---

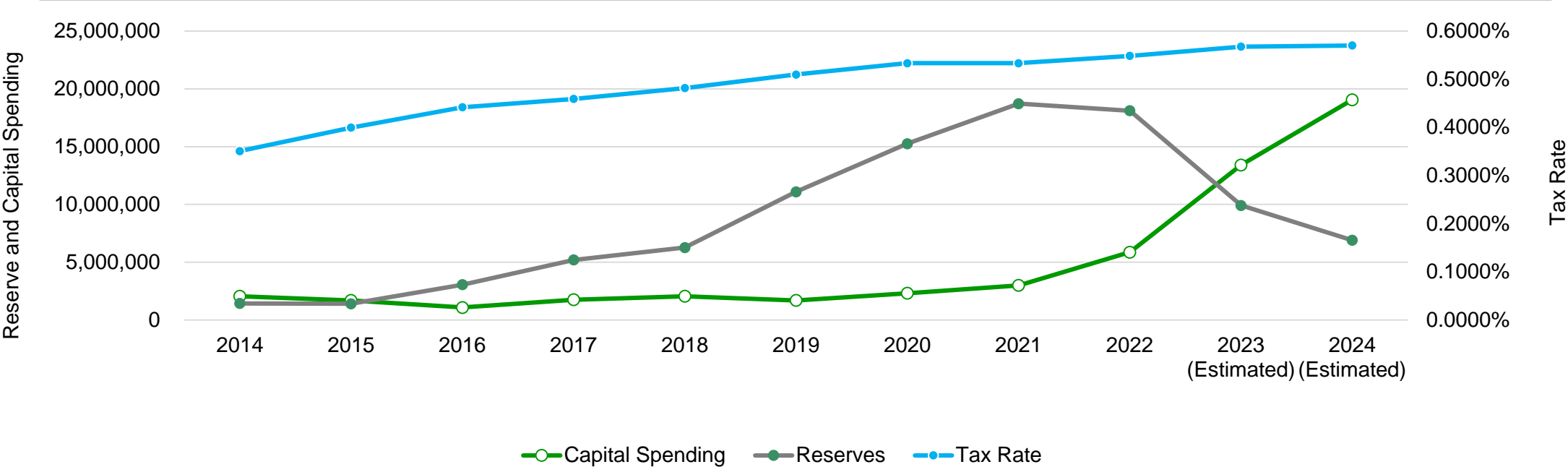
- For every \$100,000 in assessment, the tax rate increase is **\$29.39** or **5%** on the municipal portion only.
- The school tax rate is not available at this point but did not increase in the last few years.
- The County tax rates are not available at this point however, the proposed increased is 5%.
- In 2024, assessment values will remain the same as 2023. The only increase will come from new construction. The province is maintaining the freeze on re-assessment which means 2024 assessment values are still based on the January 1st, 2016 market value.

# Budget Highlights

- Total raised by taxes for 2024 will be **\$15,312,700** compared to **\$14,276,000** in 2023.
- Total increase in capital expenses 15.2% or \$2.6M
- Total increase in operating expenses 4.3% or \$820K
- Total increase in transfer to reserves 187% or 930K
- Overall increase in budgeted expenses of 9.6% or \$3.4M
- Environmental budget includes the water and sewer rates adopted by Council January 24, 2022 with By-Law No. 2022.01.
- \$4.4M in reserves will be utilized for purchase and construction of capital in 2024 – Mainly due to the Environment, Roads and Fire requirements. This is a decrease of 50% since last year.



# Tax Increases vs Reserve Balances



RESERVE BALANCES			
2021	2022	2023(Estimated)	2024(Estimated)
\$18.7M	\$18.0M	\$9.9M	\$6.9M

# Surplus and Reserves

## ESTIMATED YEAR-END CARRYOVER

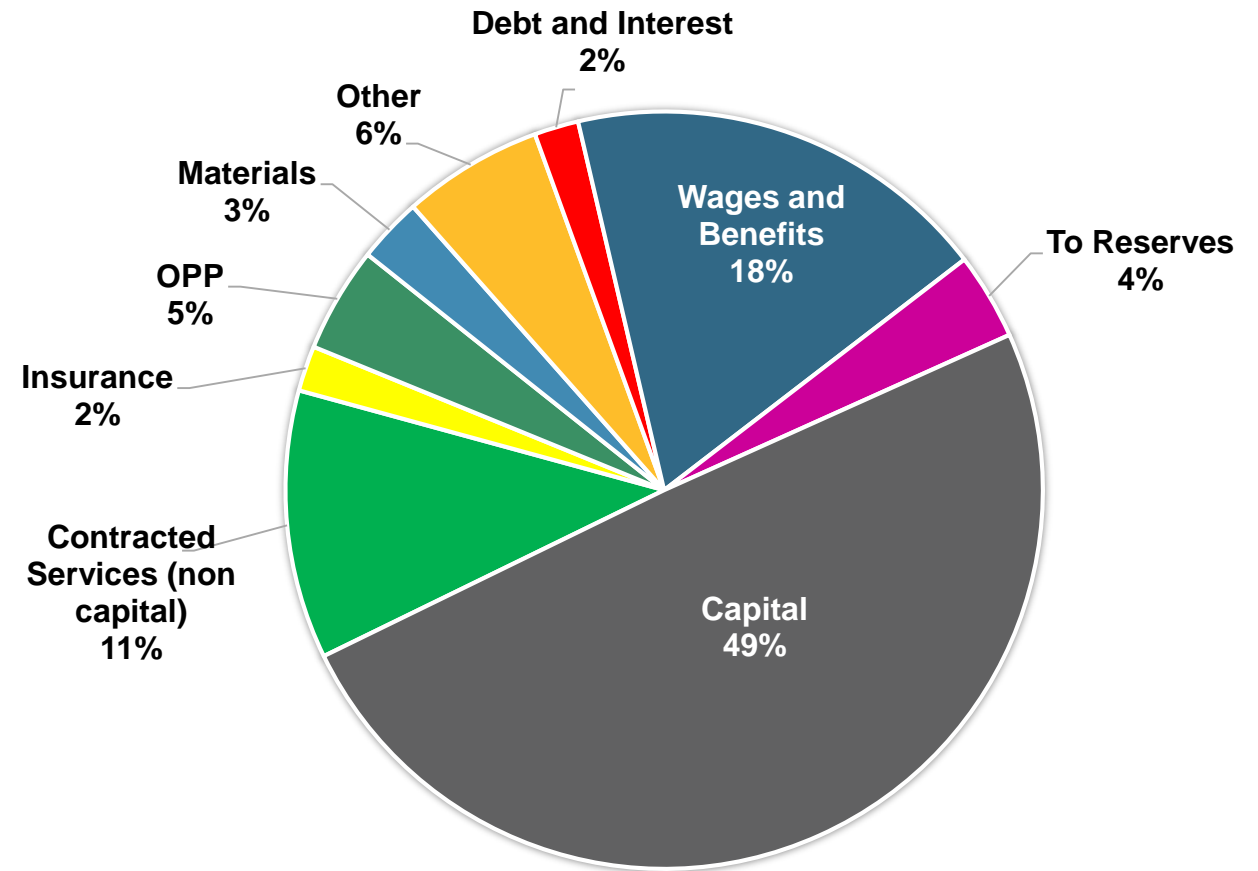
Department	Estimated 2023 Carryover (\$)
Admin	-
Fire	700,000
Works	3,000,000
Environmental	1,125,000
Recreation	-
Other	-
<b>Total</b>	<b>4,825,000</b>

## ESTIMATED RESERVE BREAKDOWN DEC 31 2023

Reserve	Description	Estimated year end Amount (\$)
Working Capital	Funds used to meet immediate obligations to avoid tax rate spikes	1,800,000
Contingency	Funds used to meet immediate obligations to avoid tax rate spikes	400,000
Rate Stabilization	Funds used when preparing a budget to avoid large tax rate increases	800,000
Capital	Funds for capital projects	3,700,000
Other	Water, Library, LCPW, trails, and other	3,200,000
<b>Total</b>		<b>9,900,000</b>

# 2024 Expense Breakdown

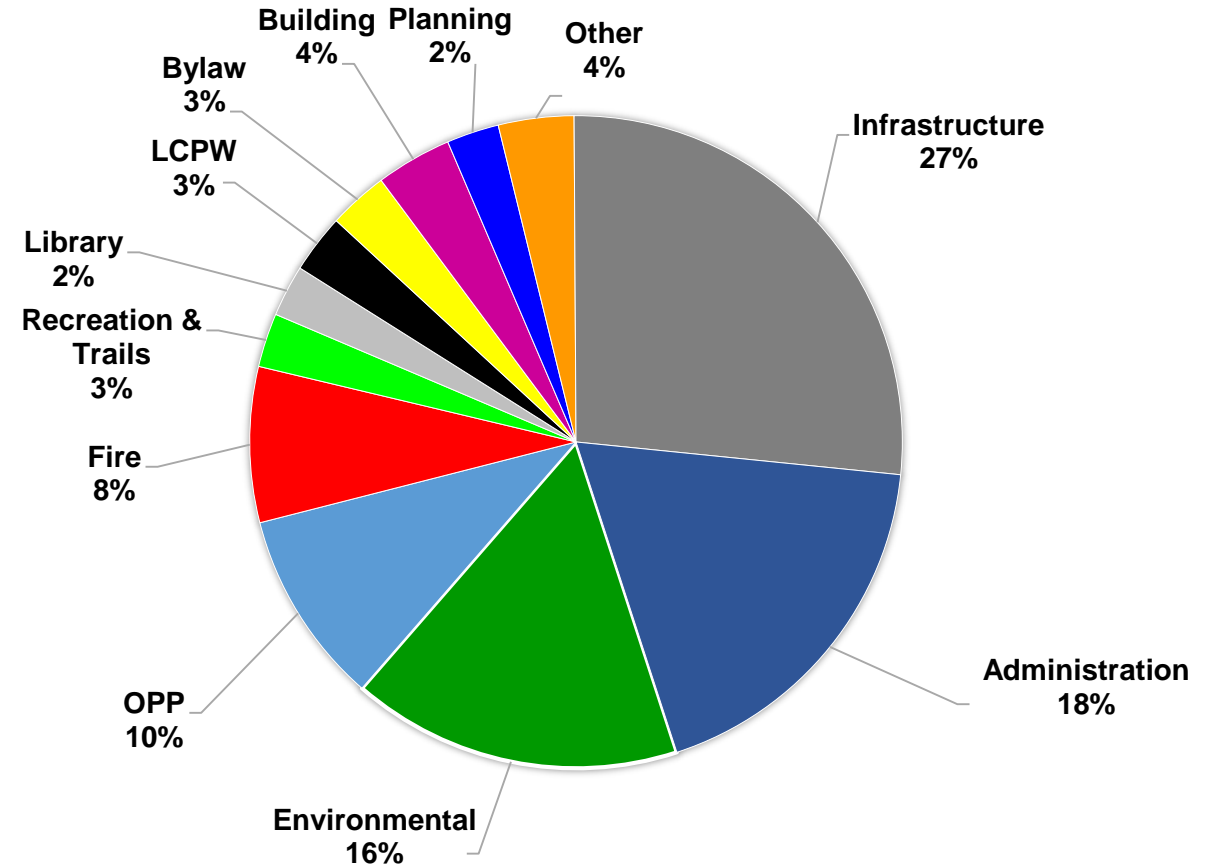
- Cost of living increase on all salaries and wages of 2%. We estimate an increase in benefits of roughly 10%.
- Annual average CPI is listed at 6.8% - Cost of living was held at 2%.
- Increase in OPP costs of 0.07% (1.3K)
- Reserve transfer of \$1.4M
- Insurance estimated increased by 6.0% (45K)



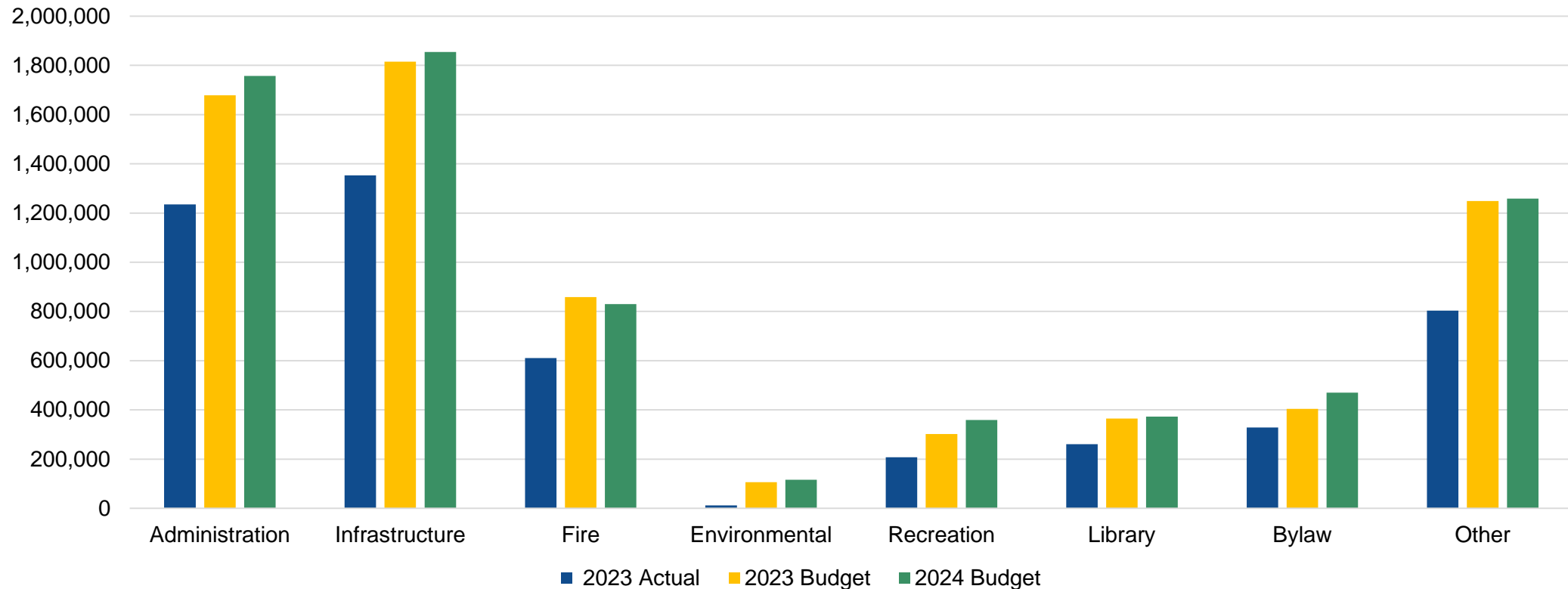


# 2024 Operating Cost Breakdown(By Dept.)

- Increase in Roads cost of 0.4% (19.3K)
- Decrease in Admin cost of 3%(150.9K)
- Increase in Council cost of 21% (66.7K)
- Decrease in Fire cost of 12% (150.6K)
- Decrease in Library grant of 6% (28.5K)
- Increase in Building cost 8% (50.7K)
- Increase in Environmental cost of 6% (167K)



# Salaries and Wages by Department

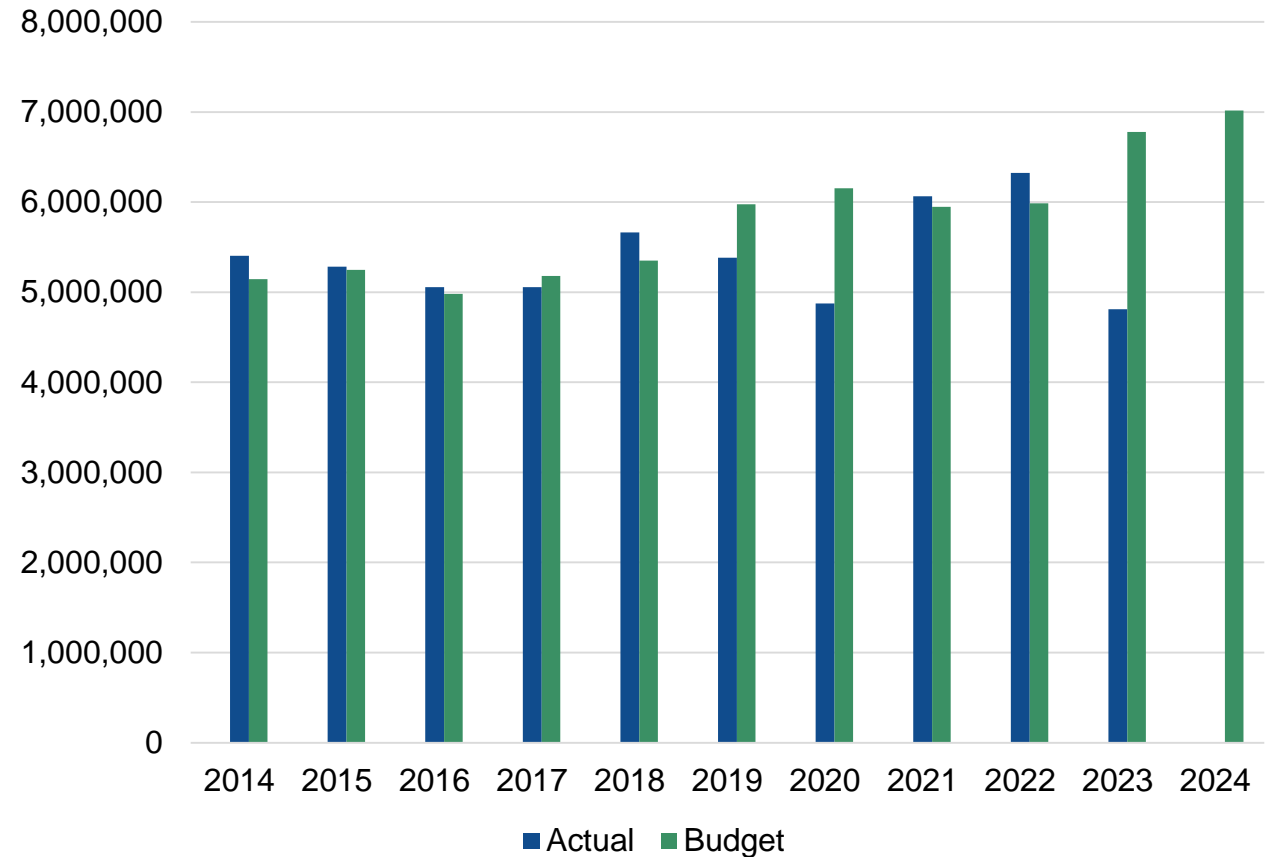


# Salaries and Wages

Increase estimated at 2% for cost of living increase

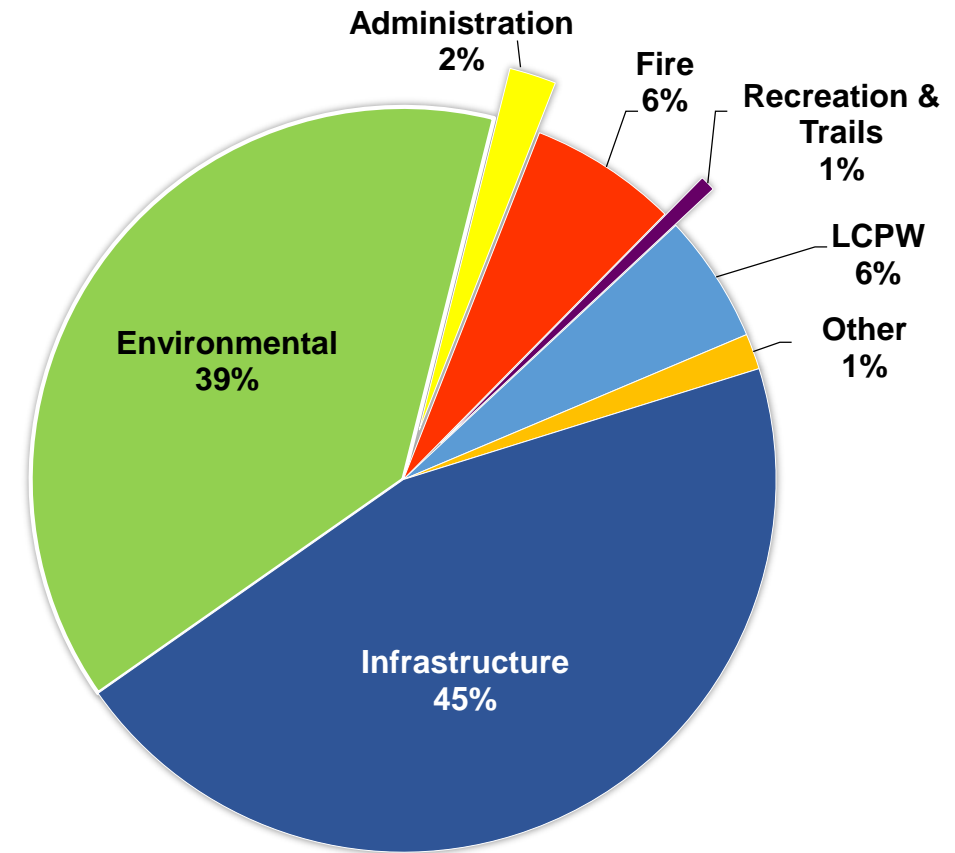
Current year changes:

- Short overlap for Manager of Finance/ Deputy Treasurer position (contract of 1 year while regular employee is on leave).
- More Camp Counsellor staff required at the Ramara Centre.
- All other additional staff required was removed such as:
  - Administrative position for Bylaw
  - Fire Prevention Officer
  - Summer student for Fire department
  - Part-Time position for Recreation



# 2024 Capital Cost Breakdown (by Dept)

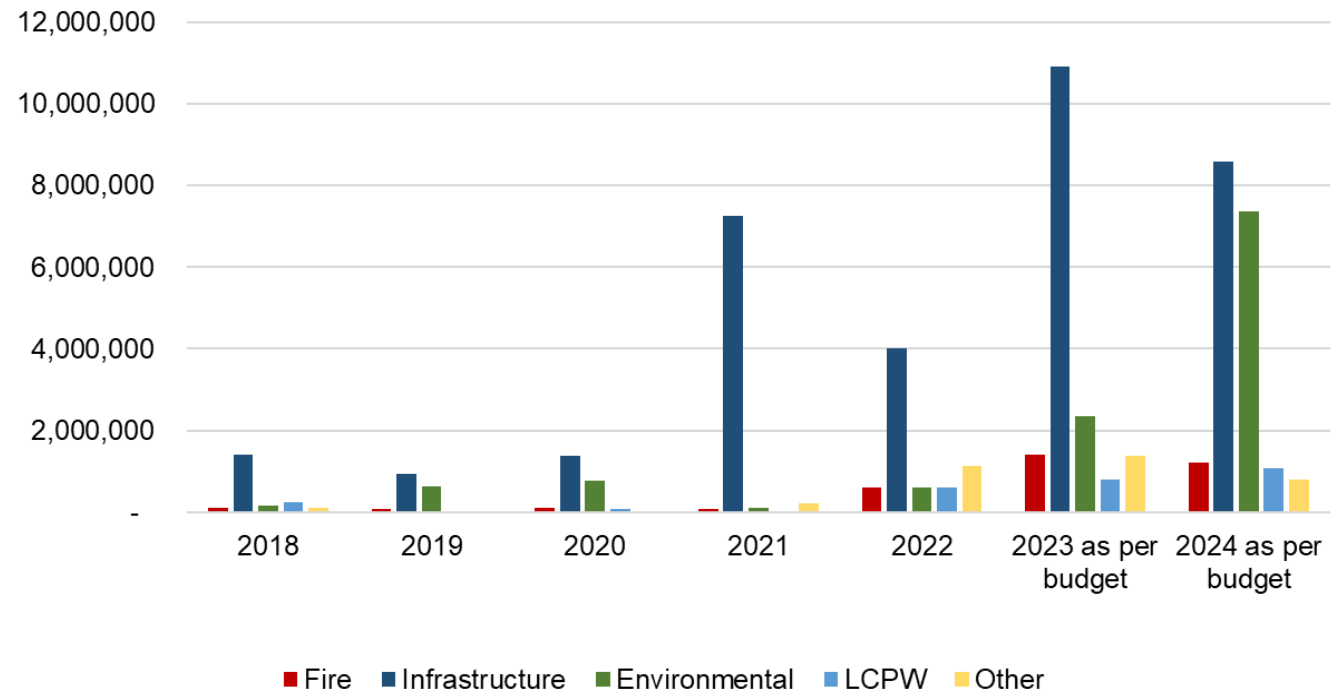
- Roads Capital decrease of 21.2% (2.3M)
  - \$4.8M deferred from 2023 which includes:
    - Ramara Road 47 (3M), Tandem Snow Plow Truck (380K), Con 9 Box Culvert (1.4M)
- Fire Capital decrease of 12.8% (180K)
  - 700K deferred for Pumper
  - New Equipment such as Auto extrication tool (\$60K), ATV (60K), NG-911 upgrade (30K)
- Enviro. Capital increase by 213% (\$5M)
  - 300K of deferred from 2023
  - 4.3M for Lakeshore, Maple, Ridge and Lone Birch Servicing
  - 1M for Bayshore Spray Fields Construction
  - 16.5M of Capital recommended by OCWA - 7.4M of Capital being presented in 2024 budget



# 2024 Capital Cost Breakdown (by Dept)

- Relocation of the 2 buildings next to Townhall \$150,000 (covered by a Grant)
- Fire Rescue vehicles \$1,058,100
- Fire communication equipment \$42,000
- Bridge 18 and 19 repairs \$610,000
- Site preparation for Lakeshore, Maple, Ridge and Lone Birch Servicing \$1M
- Transportation Master Plan \$30,000
- Val Harbour HLP upgrades \$418,900
- Lagoon City SPS #4 upgrades \$834,000
- Recreation Master Plan \$25,000

Historical Capital Spending by Dept.



# Other Capital project highlights

Project	Dept.	Description	Budgeted Cost
Camera system	Admin	For Richard Bates Room	\$ 4,500.00
Budgeting Software	Admin	Operating module software and implementation(other modules available could be phased-in on multiple years)	\$ 14,800.00
Computer Equipment	Fire	Training computers for Station 1, 2, 3 and printers	\$ 7,500.00
Specialized Equipment	Fire	Medical Bags, Portable Generator, Positive Ventilation Fan, Ice Commanders	\$ 12,500.00
Slurry	Infra.	Multiple roads	\$ 141,200.00
Hot Mix	Infra.	Multiple roads	\$ 965,600.00
Sunshade	Rec	Sunshade for outdoor activities at Ramara Centre	\$ 15,000.00
Vehicle	Bylaw	Purchase of a van	\$ 60,000.00
North Foot Bridge	LCPW	3 options available: Removal \$320,000, Rehabilitate \$740,000 or Replace \$1.2M. Survey out to Lagoon City residents to choose. Option 2 is currently part of the budget.	\$ 740,000.00

# Projects removed from 2024 Budget

Dept.	Project Description	Budgeted cost
Admin	Budgeting Software package (reduced to operational module only)	\$ 15,200.00
Admin	Reduce Furniture & Equipment	\$ 5,000.00
Fire	Reduce Computer Equipment	\$ 1,500.00
Fire	Addition to Station 1	\$ 550,000.00
Fire	Ladder 2 replacement (was repaired)	\$ 250,000.00
Infra.	Reduce Two ways radio	\$ 2,500.00
Infra.	Reduce Yard 1 misc tools	\$ 10,000.00
Infra.	Municipal Drains (General mtce and dam removal)	\$ 15,000.00
Infra.	Tree planting program	\$ 15,000.00
Infra.	Flagpoles at Lovely Day Park	\$ 5,000.00
Infra.	Yard 1 lower shop roof	\$ 45,000.00
Infra.	Hotmix on Multiple Roads	\$ 2,277,600.00

# Projects removed from 2024 Budget

Dept.	Project Description	Budgeted cost
Infra.	Slurry on Multiple Roads	\$ 641,716.00
Infra.	Conc Rd 6 Crossing update	\$ 160,000.00
Rec.	Partition wall replacement at Ramara Centre	\$ 85,000.00
Enviro.	Reduce I & I program	\$ 25,000.00
Enviro.	Energy efficiency program	\$ 10,000.00
Enviro.	Filter media replacement	\$ 100,000.00
Enviro.	Reduce Lagoon City WWTP – Major mtce items	\$ 48,000.00
Enviro.	Bayshore paint hydrant program	\$ 7,000.00
Enviro.	Bayshore High Lift Pump Replacement	\$ 40,000.00
Enviro.	Bayshore Spray field Berm Work	\$ 250,000.00



# Projects removed from 2024 Budget

Dept.	Project Description	Budgeted cost
Enviro.	Lagoon City STP – Digester roof engineering.	\$ 25,000.00
Enviro.	Lagoon City STP – Study to investigate replacement of mechanical aerators	\$ 25,000.00
Enviro.	Lagoon City STP – Head work engineering design	\$ 250,000.00
Enviro.	Lagoon City STP – Automation study	\$ 35,000.00
Enviro.	Lagoon City / Brechin Hydrant painting	\$ 17,000.00
Enviro.	Lagoon City / Brechin Hydrant replacement	\$ 60,000.00
Enviro.	Lagoon City WTP – Study to address raw water quality	\$ 25,000.00
Enviro.	Lagoon City WTP - Complete automation study	\$ 10,000.00
Enviro.	Lagoon City WTP - Fire pump starter replacement (working but noisy)	\$ 50,000.00
Enviro.	Lagoon City WTP – Flushing Machine for Industrial Park	\$ 40,000.00
Enviro.	Water Tower – New communication system	\$ 25,000.00
Enviro.	Water Tower – Waterproof membrane on concrete roof	\$ 50,000.00

# Projects removed from 2024 Budget

Dept.	Project Description	Budgeted cost
Enviro.	Water Tower – Interior (dry side) galvanized steel decking recoating	\$ 250,000.00
Enviro.	South Ramara WTP – Spare raw water Pump	\$ 6,000.00
Enviro.	South Ramara WTP – Install auto-flusher at end of watermain	\$ 40,000.00
Enviro.	South Ramara WTP - Purchase Spare Pump (Distribution)	\$ 12,000.00
Enviro.	South Ramara WTP – Install attic insulation	\$ 10,000.00
Enviro.	South Ramara WTP – Review electrical connection	\$ 10,700.00
Enviro.	South Ramara WTP – Complete automation study	\$ 10,000.00
Enviro.	Lakeshore, Maple, Ridge, Lone and Birch Servicing (reduced to phase in project on 2 years)	\$ 4,350,000.00
Enviro.	Sprayfield – Contruction (reduced to phase in project in 2-3 years)	\$ 4,000,000.00
Enviro.	Lagoon City WWTP – EA for expansion (reduced and phased-in on multiple years)	\$ 320,000.00
Library	Remove new copier for Brechin branch	\$ 2,600.00
<b><u>TOTAL</u></b>		<b>\$ 14,091,816.00</b>

## 2024 Budget Summary

Department	2024 DRAFT BUDGET		2023 BUDGET		Total % Change	
	Revenues	Expenses	Revenues	Expenses	Expense Increase	% of Budget
<b>Council</b>	0	401,900	0	366,400	9.69%	1.04%
<b>Admin</b>	(2,926,300)	5,693,400	(2,408,100)	5,456,200	4.35%	14.79%
<b>Fire</b>	(713,600)	2,764,400	(631,200)	2,793,700	-1.05%	7.18%
<b>Building</b>	(678,600)	678,600	(679,400)	679,400	-0.12%	1.76%
<b>Planning</b>	(1,397,500)	1,664,400	(1,246,200)	1,511,400	10.12%	4.32%
<b>Ec D</b>	0	50,000	0	25,000	100.00%	0.13%
<b>Roads</b>	(4,235,200)	13,403,500	(7,996,600)	15,706,100	-14.66%	34.81%
<b>Rec</b>	(196,800)	528,700	(221,800)	534,900	-1.16%	1.37%
<b>Trails</b>	(80,000)	80,000	(150,000)	150,000	-46.67%	0.21%
<b>Bylaw/K9</b>	(433,000)	592,200	(220,300)	518,400	14.24%	1.54%
<b>Environmental</b>	(10,316,700)	10,316,700	(5,137,700)	5,137,700	100.80%	26.80%
<b>Comm Policing</b>	(3,600)	3,600	(3,600)	3,600	0.00%	0.01%
<b>Medical Centre</b>	(6,000)	121,900	(55,500)	143,600	-15.11%	0.32%
<b>LCPW</b>	(1,590,300)	1,590,300	(1,440,100)	1,440,100	10.43%	4.13%
<b>Udney CC</b>	(36,700)	36,700	(43,600)	43,600	-15.83%	0.10%
<b>Longford CC</b>	(46,600)	46,600	(42,100)	42,100	10.69%	0.12%
<b>Atherley CC</b>	(14,600)	14,600	(11,200)	11,200	30.36%	0.04%
<b>Brechin CC</b>	(14,400)	14,400	(14,600)	14,600	-1.37%	0.04%
<b>Brechin &amp; Beyond</b>	(16,700)	16,700	(16,000)	16,000	4.38%	0.04%
<b>Wall of Fame</b>	0	800	0	0	100.00%	0.00%
<b>Library</b>	(480,800)	480,800	(517,700)	517,700	-7.13%	1.25%
<b>TOTAL</b>	(23,187,400)	38,500,200	(20,835,700)	35,111,700	9.65%	100.00%

## 2024 Budget Summary

Budget Summary	2023 Budget	2023 Actual	DRAFT 2024 Budget
<b>Fixed Costs</b>			
Wages and Benefits	6,777,700	4,883,358	7,016,900
Other	2,405,900	1,652,363	2,308,000
Insurance	700,000	662,739	745,000
Materials	1,070,400	819,830	1,068,400
OPP	1,733,600	1,139,720	1,734,900
Contracted Services	4,343,700	2,447,464	4,415,100
Debt and Interest	741,500	8,793	727,800
<b>Total Fixed Costs</b>	<b>17,772,800</b>	<b>11,614,267</b>	<b>18,016,100</b>
<b>Budgeted Reserve Transfers</b>			
<b>To Reserves</b>	495,400	496,924	1,424,300
<b>From Reserves</b>	(10,324,200)	(10,350,200)	(4,433,200)
<b>Total</b>	<b>(9,828,800)</b>	<b>(9,853,276)</b>	<b>(3,008,900)</b>
<b>Capital</b>			
Infrastructure	10,915,400	4,336,066	8,593,500
Fire	1,406,000	692,425	1,226,100
Admin	35,000	2,706,268	388,100
Council	31,200	24,112	0
Recreation & Trails	250,000	53,573	127,500
Environmental	2,351,900	542,612	7,363,900
Other	1,854,000	1,338,155	1,359,900
<b>Total Capital</b>	<b>16,843,500</b>	<b>9,693,211</b>	<b>19,059,000</b>
<b>Total</b>	<b>35,111,700</b>	<b>21,804,402</b>	<b>38,499,400</b>
<b>Total Taxes Per 100K</b>	<b>\$ 548</b>		<b>\$ 596</b>
<b>Municipal Tax Rate</b>	<b>0.548464%</b>		<b>0.596032%</b>
<b>Tax Rate Increase(Municipal)</b>			<b>5.00%</b>
<b>Estimated Tax Rate Increase(Combined)</b>			<b>4.24%</b>

## 2024 Council Budget

	2023 Budget	2023 Actual	DRAFT 2024 Budget
<b>Revenue</b>			
Reserves	-	-	-
<b>Revenue Total</b>	<b>-</b>	<b>-</b>	<b>-</b>
<b>Expense</b>			
Capital	31,200	24,112	-
Contracted Services	4,200	14,470	14,200
Insurance	5,800	5,138	6,100
Materials	600	1,128	1,000
Other	17,700	4,886	20,700
Reserves	18,500	18,500	18,500
Salaries & Benefits	257,300	187,228	310,100
Training/ Mileage	30,000	29,382	30,000
Utilities	1,100	912	1,300
<b>Expense Total</b>	<b>366,400</b>	<b>285,757</b>	<b>401,900</b>

## 2024 Administration Budget

**DRAFT 2024**

	2023 Budget	2023 Actual	Budget
<b>Revenue</b>			
Development Charge	-	(179,284)	-
Grant	(1,135,100)	(850,350)	(1,224,600)
Other	(278,100)	(680,346)	(741,700)
Pits & Quarry Revenue	(444,400)	(421,936)	(420,000)
Reserves	(10,000)	(10,000)	-
Tax Revenue	(520,500)	(16,040,245)	(510,000)
User Fees	(20,000)	(29,705)	(30,000)
<b>Revenue Total</b>	<b>(2,408,100)</b>	<b>(18,211,866)</b>	<b>(2,926,300)</b>
<b>Expense</b>			
Capital	35,000	2,706,268	388,100
Contracted Services	457,000	245,933	464,400
Grant	629,700	522,967	526,200
Insurance	65,800	95,853	96,600
Interest & Bank Charges	15,000	8,793	14,000
Materials	86,400	91,086	98,600
OPP	1,733,600	1,139,720	1,734,900
Other	6,700	4,115	19,000
Principal Debt & Interest	254,200	-	242,000
Repairs & Maintaince	16,000	5,847	13,000
Reserves	405,000	406,524	255,800
Salaries & Benefits	1,678,400	1,235,093	1,756,100
Training/ Mileage	30,000	30,379	30,000
Utilities	42,400	27,424	47,000
Vehicles & Equipment	1,000	640	7,000
Vehicles & Equipment - Wages	-	-	700
<b>Expense Total</b>	<b>5,456,200</b>	<b>6,520,641</b>	<b>5,693,400</b>
<b>(Surplus)/Deficit</b>	<b>3,048,100</b>	<b>(11,691,225)</b>	<b>2,767,100</b>

## 2024 Fire Budget

	2023 Budget	2023 Actual	DRAFT 2024 Budget
<b>Revenue</b>			
Gain/Loss on Sale	-	-	(3,500)
Other	(40,200)	(2,653)	(10,100)
Reserves	(591,000)	(617,000)	(700,000)
<b>Revenue Total</b>	<b>(631,200)</b>	<b>(619,653)</b>	<b>(713,600)</b>
<b>Expense</b>			
Admin Contracted Services	35,300	35,292	39,600
Admin Materials	35,200	20,473	35,200
Admin Wages	367,200	264,591	366,900
Capital	1,406,000	692,425	1,226,100
Contracted Services	71,500	31,587	97,500
Emergency Measures	2,000	928	2,000
Emergency Measures - Wages	3,000	-	3,000
Fire Prevention	1,800	112	1,800
Fire Prevention - Wages	16,300	2,942	16,400
Gain/Loss on Sale	-	-	-
Insurance	76,700	64,926	78,000
Internal Charge	-	-	-
Materials	33,000	16,610	33,500
Other	-	1,401	-
Radio	23,100	7,562	23,700
Reserves	-	-	150,000
Salaries & Benefits	70,000	63,611	70,000
Station 1 Costs	44,500	26,871	45,400
Station 1 Costs - Contracted Services	3,500	305	1,500
Station 1 Costs - Insurance	8,700	8,284	9,500
Station 2 Costs	27,700	19,869	34,400
Station 2 Costs - Contracted Services	5,000	305	1,500
Station 2 Costs - Insurance	7,300	6,943	8,000
Station 3 Costs	23,000	13,262	24,700
Station 3 Costs - Contracted Services	5,500	305	1,500
Station 3 Costs - Insurance	2,500	2,399	2,800
Training/ Mileage	10,000	962	10,200
Vehicles & Equipment	73,000	58,671	68,000
Vehicles & Equipment - Wages	17,100	7,097	13,500
Volunteer FF	40,000	11,380	40,000
Volunteer FF - Wages	384,800	272,205	359,700
<b>Expense Total</b>	<b>2,793,700</b>	<b>1,631,321</b>	<b>2,764,400</b>
<b>(Surplus)/Deficit</b>	<b>2,162,500</b>	<b>1,011,668</b>	<b>2,050,800</b>

## 2024 Building Budget

	2023 Budget	2023 Actual	DRAFT 2024 Budget
<b>Revenue</b>			
Gain/Loss on Sale	(10,000)	-	-
Other	-	-	-
Permits	(505,000)	(388,208)	(450,000)
Reserves	(101,700)	(101,700)	(196,200)
Septic Reinspection	(61,700)	(28,430)	(31,400)
User Fees	(1,000)	(1,380)	(1,000)
<b>Revenue Total</b>	<b>(679,400)</b>	<b>(519,718)</b>	<b>(678,600)</b>
<b>Expense</b>			
Capital	52,500	36,333	1,000
Contracted Services	20,500	22,549	25,000
Insurance	15,900	11,377	13,600
Materials	4,800	5,342	4,000
Other	-	-	-
Reserves	-	-	-
Salaries & Benefits	527,000	346,906	538,100
Septic Reinspection	40,800	-	81,300
Septic Reinspection - Wages	-	-	-
Training/ Mileage	10,000	7,912	10,300
Vehicles & Equipment	6,800	819	4,000
Vehicles & Equipment - Wages	1,100	807	1,300
<b>Expense Total</b>	<b>679,400</b>	<b>432,046</b>	<b>678,600</b>
<b>(Surplus)/Deficit</b>	<b>-</b>	<b>(87,672)</b>	<b>-</b>



## 2024 Planning Budget

	2023 Budget	2023 Actual	DRAFT 2024 Budget
<b>Revenue</b>			
Development Charge	(168,700)	-	-
Grant			(36,000)
Industrial Park	-	(247,976)	(1,000,000)
Reserves	(815,000)	(815,000)	(145,000)
User Fees	(262,500)	(206,872)	(216,500)
<b>Revenue Total</b>	<b>(1,246,200)</b>	<b>(1,269,848)</b>	<b>(1,397,500)</b>
<b>Expense</b>			
Capital	940,000	623,032	197,000
Contracted Services	240,300	137,093	180,000
Insurance	29,000	21,501	22,000
Materials	6,300	1,683	5,800
Other	-	-	-
Reserves	-	-	1,000,000
Salaries & Benefits	288,300	194,836	251,000
Training/ Mileage	7,500	2,732	8,600
<b>Expense Total</b>	<b>1,511,400</b>	<b>980,877</b>	<b>1,664,400</b>
<b>(Surplus)/Deficit</b>	<b>265,200</b>	<b>(288,971)</b>	<b>266,900</b>

## 2024 Economic Development Budget

	2023 Budget	2023 Actual	DRAFT 2024 Budget
<b>Revenue</b>			
Grant	-	-	-
Reserves	-	-	-
<b>Revenue Total</b>	<b>-</b>	<b>-</b>	<b>-</b>
<b>Expense</b>			
Contracted Services	25,000	-	50,000
Donations	-	-	-
Materials	-	-	-
Other	-	-	-
Reserves	-	-	-
Salaries & Benefits	-	-	-
Training/ Mileage	-	-	-
<b>Expense Total</b>	<b>25,000</b>	<b>-</b>	<b>50,000</b>
<b>(Surplus)/Deficit</b>	<b>25,000</b>	<b>-</b>	<b>50,000</b>

## 2024 Roads Budget

	2023 Budget	2023 Actual	DRAFT 2024 Budget
<b>Revenue</b>			
Development Charge	-	-	(2,900)
Gain/Loss on Sale	(30,000)	-	-
Grant	(1,188,500)	(592,910)	(1,072,600)
Other	(34,600)	(71,736)	(8,000)
Parkland			(11,400)
Programs	(54,000)	(81,804)	(105,300)
Reserves	(6,675,000)	(6,675,000)	(3,000,000)
User Fees	(14,500)	(34,525)	(35,000)
<b>Revenue Total</b>	<b>(7,996,600)</b>	<b>(7,455,974)</b>	<b>(4,235,200)</b>
<b>Expense</b>			
Capital	10,915,400	4,336,066	8,593,500
Contracted Services	1,194,200	573,396	1,270,500
Gain/Loss on Sale	-	-	-
Insurance	293,000	270,085	293,400
Internal Charge	-	-	-
Materials	818,800	648,222	805,500
Other	39,000	26,270	37,500
Repairs & Maintenance	68,000	22,513	21,000
Reserves	-	-	-
Salaries & Benefits	1,815,400	1,353,232	1,854,200
Training/ Mileage	30,000	16,586	30,700
Utilities	85,300	59,175	90,500
Vehicles & Equipment	447,000	298,441	406,700
<b>Expense Total</b>	<b>15,706,100</b>	<b>7,603,986</b>	<b>13,403,500</b>
<b>(Surplus)/Deficit</b>	<b>7,709,500</b>	<b>148,011</b>	<b>9,168,300</b>

# Infrastructure Capital Projects 2024

Roads					
Projects	Description	From	To	Cost	
Ramara Road 47	Continuation of 2023 project	Stonegate	Con 1	\$	2,950,000.00
Municipal Drain	Beaver trapping			\$	7,000.00
Con 9 Box Culvert	Replacement of Box Culvert	East of 169		\$	1,400,000.00
Bridge 18	Structural repairs to bridge			\$	380,000.00
Bridge 19	Structural repairs to bridge			\$	230,000.00
Concrete Box Culvert Replacement	Replacement of Box Culvert	Sideroad 15	Hwy 12	\$	450,000.00
Hot Mix - Simcoe Rd	Hot Mix	Ramara Rd 47	Laguna	\$	243,600.00
Hot Mix - Con A	Hot Mix	Hwy 12	East 300 metres	\$	25,000.00
Hot Mix - Laguna	Hot Mix	Simcoe	Paradise	\$	532,000.00
Hot Mix - Con 4	Hot Mix	Hwy 12	County Rd 47	\$	165,000.00
Slurry - Stephen drive	Slurry	Ramara Rd 47	End	\$	26,500.00
Slurry - South River Rd	Slurry	Hwy 169	End	\$	24,900.00
Slurry - Winchester	Slurry	Creighten	Lake	\$	9,900.00
Slurry - Tivinon	Slurry	Windchester	End	\$	5,900.00
Slurry - Wellington	Slurry	Paget	Patricia	\$	18,000.00
Slurry - Fountain Dr	Slurry	Plum Point	End	\$	24,600.00
Slurry - William St	Slurry	Fountain	End	\$	6,400.00
Surface Treatment - Ferrera Rd	Surface Treatment	McNiel	End	\$	22,700.00
Surface Treatment - Holmes Rd	Surface Treatment	McNiel	Kurtis	\$	40,900.00
Surface Treatment - Daniel St	Surface Treatment	McNiel	McNiel	\$	43,500.00
Surface Treatment - McNiel St	Surface Treatment	Hwy 12	Stong Court	\$	51,500.00
Lakeshore, Maple, Ridge and Lone Birch Servicing	Site preparation			\$	1,006,000.00
<b>Total Road Construction</b>				<b>\$</b>	<b>7,663,400.00</b>

Equipment and other		
Projects	Description	Cost
Computer Equipment		\$ 5,000.00
Capital tools	Yearly allowance for replacement	\$ 20,000.00
2 Way Radio	Yearly allowance for replacement	\$ 2,500.00
Vehicles	Replace 4 one ton truck	\$ 120,000.00
Vehicles	Grader roller	\$ 40,000.00
Vehicles	Cold patch trailer	\$ 65,000.00
Vehicles	Equipment Float 10-15 ton	\$ 20,000.00
Vehicles	Building maintenance Van	\$ 70,000.00
Vehicles	Flair mower	\$ 15,000.00
Vehicles	Tandem Snow Plow Truck	\$ 380,000.00
Outdoor sport court	Lovely Day Park	\$ 110,600.00
Study	Road needs study	\$ 30,000.00
Engineering Design	Update Engineering Design Guidelines	\$ 10,000.00
Master Plan	Transportation	\$ 30,000.00
<b>Total Equipment</b>		<b>\$ 918,100.00</b>

Building		
Projects	Description	Cost
Yard 1	Building renovations	\$ 12,000.00
<b>Total Buildings</b>		<b>\$ 12,000.00</b>

<b>Total Capital for Infrastructure</b>		<b>\$ 8,593,500.00</b>
---	--	------------------------

## 2024 Bylaw Budget

	2023 Budget	2023 Actual	DRAFT 2024 Budget
<b>Revenue</b>			
Grant	(5,800)	(16,309)	(9,500)
Other	(170,500)	(279,301)	(370,500)
User Fees	(44,000)	(59,895)	(53,000)
<b>Revenue Total</b>	<b>(220,300)</b>	<b>(355,505)</b>	<b>(433,000)</b>
<b>Expense</b>			
Capital	-	-	61,000
Contracted Services	23,800	27,515	27,000
Insurance	1,800	4,005	15,000
Internal Charge	-	-	-
Materials	12,300	7,656	11,100
Repairs & Maintaince	1,500	305	1,500
Reserves	70,000	70,000	-
Salaries & Benefits	403,800	329,014	468,000
Training/ Mileage	4,000	4,007	6,600
Utilities	-	-	-
Vehicles & Equipment	1,200	79	-
Vehicles & Equipment - Wages	-	-	2,000
<b>Expense Total</b>	<b>518,400</b>	<b>442,581</b>	<b>592,200</b>
<b>(Surplus)/Deficit</b>	<b>298,100</b>	<b>87,076</b>	<b>159,200</b>

## 2024 Recreation Budget

	2023 Budget	2023 Actual	DRAFT 2024 Budget
<b>Revenue</b>			
Development Charge			(20,000)
Grant	(78,500)	(4,000)	(8,500)
Other	(300)	(120)	(100)
Rent	(50,000)	(49,354)	(55,200)
Reserves	-	-	-
User Fees	(93,000)	(86,070)	(113,000)
<b>Revenue Total</b>	<b>(221,800)</b>	<b>(139,544)</b>	<b>(196,800)</b>
<b>Expense</b>			
Capital	120,000	36,943	52,500
Contracted Services	25,700	13,846	19,600
Day Camp	-	-	-
Day Camp - Wages	58,300	47,800	91,800
Insurance	13,500	13,925	16,300
Materials	11,000	7,076	16,500
Other	3,300	2,406	3,500
RCC Salary & Benefits	35,000	17,024	44,900
Rec Admin Other	-	-	-
Rec Admin Wages	197,300	132,694	211,200
Repairs & Maintaince	15,000	4,975	10,000
Reserves	-	-	-
Seasonal Programs - Wages	11,700	10,229	11,200
Training/ Mileage	2,500	3,590	4,700
Utilities	41,600	27,839	46,500
<b>Expense Total</b>	<b>534,900</b>	<b>318,345</b>	<b>528,700</b>
<b>(Surplus)/Deficit</b>	<b>313,100</b>	<b>178,801</b>	<b>331,900</b>

## 2024 Trails Budget

	2023 Budget	2023 Actual	DRAFT 2024 Budget
<b>Revenue</b>			
Development Charge			-
Grant	-	(1,250)	(2,500)
Reserves	(80,000)	(80,000)	-
Township Grant	(40,000)	(40,000)	(47,500)
Trails revenue	(30,000)	-	(30,000)
<b>Revenue Total</b>	<b>(150,000)</b>	<b>(121,250)</b>	<b>(80,000)</b>
<b>Expense</b>			
Capital	130,000	16,631	75,000
Contracted Services	10,000	7,835	4,900
Insurance	-	-	-
Other	-	32	100
Reserves	-	-	-
Trails	10,000	26	-
Trails - Salaries & Benefits	-	6,573	-
<b>Expense Total</b>	<b>150,000</b>	<b>31,097</b>	<b>80,000</b>
<b>(Surplus)/Deficit</b>	<b>-</b>	<b>(90,153)</b>	<b>-</b>



## 2024 Environmental Budget

	2023 Budget	2023 Actual	DRAFT 2024 Budget
<b>Revenue</b>			
Development Charge	-	-	-
Gain/Loss on Sale	-	-	-
Grant	-	-	(1,000,000)
Interest Income	(37,800)	(44,676)	(39,700)
Other	(31,800)	(13,449)	(4,377,300)
Penalty and interest	(45,000)	60,431	(45,000)
Reserves	(1,667,100)	(1,667,100)	(1,407,900)
Sewer Charges	(1,616,800)	(720,672)	(1,681,000)
Solar Panels	(26,000)	(25,446)	(26,000)
Water Charges	(1,713,200)	(750,898)	(1,739,800)
<b>Revenue Total</b>	<b>(5,137,700)</b>	<b>(3,161,809)</b>	<b>(10,316,700)</b>
<b>Expense</b>			
Capital	2,351,900	542,612	7,363,900
Contracted Services	1,792,700	1,142,910	1,918,300
Gain/Loss on Sale	-	-	-
Insurance	126,700	111,661	131,000
Internal Charge	-	-	-
Materials	11,000	9,375	12,000
Other	-	-	-
Principal Debt & Interest	472,200	-	471,800
Repairs & Maintaince	9,500	3,179	9,500
Reserves	-	-	-
Salaries & Benefits	105,900	77,584	115,600
Training/ Mileage	-	13	100
Utilities	267,800	201,384	293,800
Vehicles & Equipment	-	-	-
Vehicles & Equipment - Wages	-	-	700
<b>Expense Total</b>	<b>5,137,700</b>	<b>2,088,718</b>	<b>10,316,700</b>
<b>(Surplus)/Deficit</b>	<b>-</b>	<b>(1,073,092)</b>	<b>-</b>

Facility/System	Identified Work	Year	2024 Original amount submitted by OCWA	2024 Budget
All Collection Systems	Inflow and infiltration (I&I) reduction program to reduce excess flows into the sanitary sewer system.	Annual Program	\$50,000	\$50,000
All Facilities	Energy Efficiency Program	2024	\$10,000	\$0
All Water Distribution	Program to replace hydrants due to age and failure	2024	\$30,000	\$30,000
Bayshore SPSs	Bayshore East SPS - Pump Replacements	2024	\$40,000	\$40,000
Bayshore SPSs	Bayshore West SPS - Pump Replacements	2024	\$18,000	\$18,000
Bayshore Distribution	Paint Hydrants program	2024	\$7,000	\$0
Bayshore WTP	High Lift Pumps (HLP) nearing end of service life and require replacement. Would recommend removing one for inspection and integrity check and installing a new one. A new VFD should also be purchased to have in stock should an exiting one fail.	2024	\$40,000	\$0
Bayshore WTP	Extend the turnaround for the highlift access area at the back of the plant. (required in order to access the highlift pumps to change or service them).	2024	\$20,000	\$20,000
Bayshore WTP	New well pump well 4. Wear and age were noted during reab completed this year. Pipe section also requires replacement.	2024	\$14,000	\$14,000
Bayshore WTP	Study to investigate corrosion issues. Improved air handling and treatment will reduce humidity and prevent accelerated deterioration of equipment.	2024	\$10,000	\$0
Bayshore WTP	Major Maintenance Items	2024	\$14,000	\$14,000
Bayshore WWTP	Replacement of self cleaning intake pipe. Was replaced due to failure in 2020 with a non self cleaning version in order to restore service (suply chain issues). If suction unit fails it could damage pump and pipe.	2024	\$10,000	\$10,000
Bayshore WWTP	Berm work around the small lagoon, survey of the site shows the berm is to low and any plugging of the cross culvert between the two ponds could result in breach of the lagoon. Site required bypass of the first lagoon in 2023 in order to prevent breach/ spill	2024	\$250,000	\$0
Bayshore WWTP	Upgrade WWTP based on Environmental Assessment	2024	\$1,000,000	\$0
Brechin SPSs	SPS #6 - pump rehabilitation	2024	\$15,000	\$15,000
Davy Drive WTP	Major Maintenance Items	2024	\$15,000	\$15,000
Davy Drive WTP	Spare UV/ end of life replacement	2024	\$6,000	\$6,000
Davy Drive WTP	Waste Tank Level monitoring	2024	\$12,000	\$12,000
Knob Hill/ Sommerset	Distribution system planning for replacement of system piping. The system has experienced a large number of breaks in the last year as a result of pipe and appurtences failures. Future planning / engineering for system replacement should be started.	2024	\$25,000	\$25,000
Lagoon City / Brechin WWTP	Digester Roof (design/ tender prep, construction)	2024	\$25,000	\$0
Lagoon City / Brechin WWTP	Side Aerator and float system	2024	\$35,000	\$35,000
Lagoon City / Brechin WWTP	Study to investigate replacement of existing mechanical aerators with air system, large number of breakdowns on mixers and significatn cost increase in units (100% in 1.5 years). High level with recommendation and estimates. May be able to get grants through energy efficiency.	2024	\$25,000	\$0

Facility/System	Identified Work	Year	2024 Original amount submitted by OCWA	2024 Budget
Lagoon City / Brechin WWTP	Head works engineering design. The current headworks is outdated and doesn't support automated operations that allow for variations in flow and could affect plant operations with development. Design should be completed to be ready for possible grant funding.	2024	\$250,000	\$0
Lagoon City / Brechin WWTP	Automation study. Currently all aspects of the facility are manually operated which has a great impact on a facilities ability to adapt to change. Current growth projections show the facility population serviced nearly doubling. Prudent planning on plant operations to support this is important.	2024	\$35,000	\$0
Lagoon City / Brechin WWTP	Clarifier 2 drive motor and pulley	2024	\$10,000	\$10,000
Lagoon City / Brechin WWTP	Major Maintenance Items	2024	\$12,000	\$12,000
Lagoon City Distribution System	Painting Hydrants program	2024	\$17,000	\$0
Lagoon City SPSs	Removal/ inspection and maintenance of pumps from each lift station with submersible pumps, service on non submersible.	2024	\$10,000	\$10,000
Lagoon City SPSs	SPS #4 upgrades including rail system, pump support (bench) system and 3 pumps (requires engineering)	2024	\$834,000	\$834,000
Lagoon City WTP	Diving Inspection of Intake crib and pipe	2024	\$15,000	\$15,000
Lagoon City WTP	Reservoir inspection by roV to locate and inspect cracks located in main reservoir.	2024	\$10,000	\$10,000
Lagoon City WTP	Pump Refurbishment Program. The water process pumps are all nearing the time when they will require replacement. There are eight total pumps: 3 Low Lift and 5 High Lift Pumps (3 duty pumps, 2 fire pumps). The smaller 5 hp Low Lift and 20/30 hp duty High Lift pumps are likely small enough that refurbishment of the pumps may not be cost effective. The larger 60 hp Fire Pumps could be appropriate for refurbishment. The cost of the Program represents installed budget prices to replace all pumps. A pump specialist should be consulted to determine which pumps make sense to refurbish versus replace. Budget prices are as follows: - 5 hp LL pump = \$15,000 - 20 hp HL pump = \$35,000 - 30 hp HL pump = \$45,000 - 60 hp Fire Pump = \$90,000	2024	\$60,000	\$60,000
Lagoon City WTP	Study to address issues with raw water quality and recommend action. Then complete design in following years.	2024	\$ 25,000.00	\$0
Lagoon City WTP	Complete an automation study, followed by implementing the findings. Installation of automated and remote controls at treatment facilities can lead to improved service levels and help reduce risks. Issues can be detected quickly and interventions to minimize service disruptions can be completed much faster. This type of equipment also increase the plant performance data that is available to find real opportunities to reduce the costs of operating the facility.	2024	\$10,000	\$0
Lagoon City WTP	Fire pump starter replacements, starters are very loud during operation.	2024	\$50,000	\$0
Lagoon City WTP	Major Maintenance Items	2024	\$18,000	\$18,000
Lagoon City WTP	Filter media replacement - Media is 7 years old and requires periodic replacement to be effective	2024	\$50,000	\$50,000

Facility/System	Identified Work	Year	2024 Original	
			amount submitted by OCWA	2024 Budget
Lagoon City WTP	Filter Control Valve replacement of failing control valves with electric valves capable of integrated in the future with the plc and automated control system.	2024	\$40,000	\$40,000
Lagoon City WTP	Backwash pump control valve	2024	\$20,000	\$20,000
Lagoon City WTP	Clearwell bypass valve replacement.	2024	\$12,000	\$12,000
Lagoon City WTP	Milltronics sensor in low lift pump chamber.	2024	\$10,000	\$10,000
Lagoon City Distribution System	Flushing Machines to maintain residual in low flow area of the industrial park.	2024	\$40,000	\$0
Lagoon City/ Brechin Water Tower	New communication method between tower and plant for level monitoring. Current system utilizes bell lines that failed approximately 6 times in 2022.	2024	\$25,000	\$0
Lagoon City/ Brechin Water Tower	Waterproof membrane on concrete roof	2024	\$50,000	\$0
Lagoon City/ Brechin Water Tower	Interior (dry side) galvanized steel decking recoating	2024	\$250,000	\$0
Park Lane WTP	Major Maintenance Items	2024	\$16,000	\$16,000
Park Lane WTP	Waste Tank Level monitoring	2024	\$10,000	\$10,000
South Ramara WTP	Spare Raw Water Pump	2024	\$6,000	\$0
South Ramara Water Distribution	Installation of auto-flusher at the end of watermain supplying the small subdivision.	2024	\$40,000	\$0
South Ramara WTP	Purchase Spare Pump (Distribution)	2024	\$12,000	\$0
South Ramara WTP	Install attic insulation to reduce heating costs and energy consumption.	2024	\$10,000	\$0
South Ramara WTP	Filter media replacement - Media is 7 years old and requires periodic replacement to be effective	2024	\$50,000	\$50,000
South Ramara WTP	Review electrical connection to provide full emergency power coverage at the WTP facility	2024	\$10,700	\$0
South Ramara WTP	Complete an automation study. Installation of automated and remote controls at treatment facilities can lead to improved service levels and help reduce risks. Issues can be detected quickly and interventions to minimize service disruptions can be completed much faster. This type of equipment also increase the plant performance data that is available to find real opportunities to reduce the costs of operating the facility.	2024	\$10,000	\$0
South Ramara WTP	Major Maintenance Items	2024	\$19,000	\$19,000
Val Harbour WTP	High Lift Pumps (HLP) upgrade project (includes engineering design)	2024	\$418,900	\$418,900
Val Harbour WTP	Major Maintenance Items	2024	\$13,000	\$13,000
	Lakeshore, Maple, Ridge and Lone Birch Servicing	2024-2025		\$4,350,000
	Bayshore Sprayfield	2024-2025		\$1,000,000
	Waster Distribution - Engineering (MECP requirement for lead testing)	2024		\$20,000
Bayshore WTP	HVAC System	2024		\$20,000
Lagoon City WWTP	Start EA for expansion	2024		\$30,000
Lagoon City STP	Major maintenance items	2024		\$12,000
Total			\$4,139,600	\$7,363,900

## 2024 Community Policing Building Budget

	2023 Budget	2023 Actual	DRAFT 2024 Budget
<b>Revenue</b>			
Other	-	(200)	(200)
Reserves	-	-	-
Township Grant	(3,600)	(3,600)	(3,400)
<b>Revenue Total</b>	<b>(3,600)</b>	<b>(3,800)</b>	<b>(3,600)</b>
<b>Expense</b>			
Contracted Services	2,500	1,559	2,500
Insurance	100	53	100
Materials	-	-	-
Other	1,000	412	1,000
<b>Expense Total</b>	<b>3,600</b>	<b>2,025</b>	<b>3,600</b>
<b>(Surplus)/Deficit</b>	<b>-</b>	<b>(1,776)</b>	<b>-</b>

## 2024 Medical Centre Budget

	2023 Budget	2023 Actual	DRAFT 2024 Budget
<b>Revenue</b>			
Other	(6,000)	(4,612)	(6,000)
Rent	(29,500)	-	-
Reserves	(20,000)	(20,000)	-
<b>Revenue Total</b>	<b>(55,500)</b>	<b>(24,612)</b>	<b>(6,000)</b>
<b>Expense</b>			
Capital	20,000	43,088	-
Contracted Services	3,000	-	-
Doctor Recruitment Grant	100,000	75,000	100,000
Insurance	6,400	5,543	5,900
Internal Charge	-	-	-
Other	500	359	500
Repairs & Maintaince	5,000	11,689	5,000
Reserves	-	-	-
Salaries & Benefits	-	-	-
Training/ Mileage	-	-	-
Utilities	8,700	6,710	10,500
<b>Expense Total</b>	<b>143,600</b>	<b>142,389</b>	<b>121,900</b>
<b>(Surplus)/Deficit</b>	<b>88,100</b>	<b>117,777</b>	<b>115,900</b>

## 2024 LCPW Budget

	2023 Budget	2023 Actual	DRAFT 2024 Budget
<b>Revenue</b>			
Other	(7,500)	(546)	(7,600)
Reserves	(360,000)	(360,000)	(471,600)
Shorewall	-	-	-
Tax Revenue	(1,072,600)	(1,075,599)	(1,111,100)
<b>Revenue Total</b>	<b>(1,440,100)</b>	<b>(1,436,145)</b>	<b>(1,590,300)</b>
<b>Expense</b>			
Capital	787,500	610,380	1,065,000
Contracted Services	404,500	185,450	281,000
Insurance	28,000	21,637	25,000
Internal Charge	-	-	-
Materials	1,800	1,834	3,200
Other	1,000	200	3,500
Repairs & Maintaince	4,500	2,101	7,000
Reserves	-	-	-
Salaries & Benefits	175,300	73,422	158,100
Training/ Mileage	2,500	960	-
Utilities	15,500	10,234	20,500
Vehicles & Equipment	19,500	14,205	27,000
<b>Expense Total</b>	<b>1,440,100</b>	<b>920,423</b>	<b>1,590,300</b>
<b>(Surplus)/Deficit</b>	<b>-</b>	<b>(515,722)</b>	<b>-</b>

## 2024 Udney Community Centre Budget

	2023 Budget	2023 Actual	DRAFT 2024 Budget
<b>Revenue</b>			
Other	(21,000)	(15,335)	(23,300)
Reserves	-	-	-
Township Grant	(22,600)	(22,600)	(13,400)
<b>Revenue Total</b>	<b>(43,600)</b>	<b>(37,935)</b>	<b>(36,700)</b>
<b>Expense</b>			
Capital	15,000	2,972	5,000
Contracted Services	600	509	800
Insurance	4,200	4,247	4,700
Materials	6,500	355	6,500
Other	-	-	-
Repairs & Maintaince	5,800	2,381	5,000
Reserves	-	-	-
Utilities	11,500	9,412	14,700
<b>Expense Total</b>	<b>43,600</b>	<b>19,876</b>	<b>36,700</b>
<b>(Surplus)/Deficit</b>	<b>-</b>	<b>(18,059)</b>	<b>-</b>



## 2024 Longford Community Centre Budget

	2023 Budget	2023 Actual	DRAFT 2024 Budget
<b>Revenue</b>			
Other	(33,500)	(12,400)	(15,800)
Reserves	-	-	(7,600)
Township Grant	(8,600)	(8,600)	(23,200)
<b>Revenue Total</b>	<b>(42,100)</b>	<b>(21,000)</b>	<b>(46,600)</b>
<b>Expense</b>			
Capital	-	-	-
Contracted Services	5,700	408	4,700
Insurance	3,500	4,078	4,800
Interest & Bank Charges	100	-	-
Materials	15,400	-	10,000
Other	-	-	5,200
Repairs & Maintaince	6,000	5,896	6,000
Salaries & Benefits	-	-	-
Utilities	11,400	9,942	15,900
<b>Expense Total</b>	<b>42,100</b>	<b>20,325</b>	<b>46,600</b>
<b>(Surplus)/Deficit</b>	<b>-</b>	<b>(675)</b>	<b>-</b>

## 2024 Atherley Community Centre Budget

	2023 Budget	2023 Actual	DRAFT 2024 Budget
<b>Revenue</b>			
Other	(1,200)	(1,225)	(1,200)
Reserves	-	-	-
Township Grant	(10,000)	(10,000)	(13,400)
<b>Revenue Total</b>	<b>(11,200)</b>	<b>(11,225)</b>	<b>(14,600)</b>
<b>Expense</b>			
Capital	5,000	-	10,000
Contracted Services	800	-	800
Insurance	200	145	200
Interest & Bank Charges	-	-	-
Materials	2,200	-	1,400
Other	-	-	-
Repairs & Maintaince	1,300	-	1,300
Reserves	1,000	1,000	-
Utilities	700	580	900
<b>Expense Total</b>	<b>11,200</b>	<b>1,725</b>	<b>14,600</b>
<b>(Surplus)/Deficit</b>	<b>-</b>	<b>(9,500)</b>	<b>-</b>

## 2024 Brechin Community Centre Budget

	2023 Budget	2023 Actual	DRAFT 2024 Budget
<b>Revenue</b>			
Other	(2,200)	(1,500)	(1,000)
Township Grant	(12,400)	(12,400)	(13,400)
<b>Revenue Total</b>	<b>(14,600)</b>	<b>(13,900)</b>	<b>(14,400)</b>
<b>Expense</b>			
Capital	-	-	-
Contracted Services	3,000	-	2,000
Insurance	1,400	1,512	1,700
Materials	200	-	200
Other	4,700	925	4,300
Repairs & Maintaince	2,800	97	2,500
Reserves	-	-	-
Utilities	2,500	2,330	3,700
<b>Expense Total</b>	<b>14,600</b>	<b>4,864</b>	<b>14,400</b>
<b>(Surplus)/Deficit</b>	<b>-</b>	<b>(9,036)</b>	<b>-</b>

## 2024 Brechin and Beyond Budget

	2023 Budget	2023 Actual	DRAFT 2024 Budget
<b>Revenue</b>			
Other	(6,000)	-	-
Reserves	-	-	(4,700)
Township Grant	(10,000)	(10,000)	(12,000)
<b>Revenue Total</b>	<b>(16,000)</b>	<b>(10,000)</b>	<b>(16,700)</b>
<b>Expense</b>			
Contracted Services	2,000	810	4,000
Insurance	500	251	300
Interest & Bank Charges	-	-	-
Materials	12,600	1,548	12,400
Other	-	-	-
Reserves	900	900	-
<b>Expense Total</b>	<b>16,000</b>	<b>3,509</b>	<b>16,700</b>
<b>(Surplus)/Deficit</b>	<b>-</b>	<b>(6,491)</b>	<b>-</b>

## 2024 Awards Committee Budget

	2023 Budget	2023 Actual	DRAFT 2024 Budget
<b>Revenue</b>			
Reserves	-	-	-
Township Grant	-	-	-
<b>Revenue Total</b>	<b>-</b>	<b>-</b>	<b>-</b>
<b>Expense</b>			
Materials	-	-	800
<b>Expense Total</b>	<b>-</b>	<b>-</b>	<b>800</b>
<b>(Surplus)/Deficit</b>	<b>-</b>	<b>-</b>	<b>800</b>

## 2024 Library Budget

	2023 Budget	2023 Actual	DRAFT 2024 Budget
<b>Revenue</b>			
Grant	(29,400)	(26,190)	(24,400)
Other	(9,000)	(15,517)	(10,000)
Reserves	(4,400)	(4,400)	-
Township Grant	(474,900)	(371,167)	(446,400)
<b>Revenue Total</b>	<b>(517,700)</b>	<b>(417,274)</b>	<b>(480,800)</b>
<b>Expense</b>			
Capital	34,000	22,350	20,900
Contracted Services	7,400	5,384	3,800
Gain/Loss on Sale	-	(250)	-
Insurance	9,000	9,175	10,000
Materials	12,300	7,440	11,000
Other	2,500	2,453	2,500
Rent	83,800	45,083	55,200
Reserves	-	-	-
Salaries & Benefits	364,500	260,471	372,400
Training/ Mileage	4,200	1,794	5,000
<b>Expense Total</b>	<b>517,700</b>	<b>353,899</b>	<b>480,800</b>
<b>(Surplus)/Deficit</b>	<b>-</b>	<b>(63,375)</b>	<b>-</b>