

# Ramara Servicing Connect

## Property Owner Action Items Guide

This high-level guide outlines the steps property owners will need to take to prepare for and complete their connection to the new municipal sewer system.



**The sewer construction and testing is now complete. Property owners may choose to complete the following actions.**




**Get Quotes**



**Obtain Building Permit**



**Hire a Contractor**

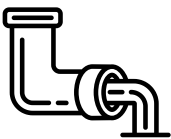


**Purchase Grinder Pump\***

\*Installation of grinder pump should **not be completed** until property owners have a Building Permit.



**Property owners are required to complete the following actions within three years:**




**Connect to the Municipal Sewer**



**Decommissioning Septic or Holding Tank\*\***

\*\*Decommissioning is not required in the cases where the tank is being reused. See Grinder Pump FAQs.



# Ramara Servicing Connect

## Property Owner Action FAQs

You can:

- Get contractor quotes
- Select a grinder pump
- Apply for a Building Permit

### What is my contractor responsible for?

Your contractor will:

- Install your grinder pump
- Connect your home to the municipal lateral at the property line
- Complete any electrical work
- Decommission your septic or holding tank
- Restore your yard or driveway as needed

### What should I look for when hiring a contractor?

Choose a contractor who:

- Has experience with grinder pumps
- Is licensed, insured, and WSIB-registered
- Provides a detailed, written quote
- Includes all work (installation, decommissioning, restoration) in the contract

Get multiple quotes to ensure a fair price and availability.

### What type of grinder pump do I need and where do I get one.

Please reference the Grinder Pump Information Package.

### Can I use my existing septic tank/holding tank?

This may be possible on a site-by-site basis depending on the age, condition, type and location of tank you have. Where feasible, the tanks may need to be partially decommissioned to reduce how long sewage is stored before pumping and how long the pump will need to run to empty the tank. This option should be reviewed with your contractor and the Township's Building Department.

### When do I need to complete my connection?

You will have three years to complete your connection. This timeline is intended to give residents flexibility while ensuring full participation in a timely manner.

### How do I get a building permit for the connection?

Apply online on the Township's website.

You'll need:

- A site plan/sketch showing the sewer lateral and structures. the Township can assist with templates for this step.
- Grinder pump specification and installation details
- Permit fee
- Possibly a Schedule 1 Designer Form if using an alternative method

Property owners can reach out in person at the Township Administration Building. If you require Township staff to input your Building Permit, a \$100 fee will apply. If your contractor is applying on your behalf, you will also need to provide your contractor with an Owner Authorization Form.

### What inspections are required?

Once your Building Permit is issued, three inspections are required:

- Before backfilling when connecting
- Grinder pump installation/lines
- Final inspection – to confirm your old septic or holding tank is properly decommissioned

### When can I connect my home to the new sewer system?

The system construction is now complete. You can connect once you have a Building Permit.

### Can I do the work on my property myself?

Yes. Property owners can complete the work themselves; however, specific requirements must be met. If you would like to do the work yourself, you will need to complete the Owner/Designer Declaration. Please reach out to the Building Department for more information.

SCAN ME

